



Magnolia



CUSTOM DRAPERY HARDWARE

JUNE.2015
TO THE TRADE ONLY

WHY MAGNOLIA?

ESTATE IRON

CUSTOM IRON

PLANTATION WOOD

CONTEMPORARY

TRAVERSING

ORDERING GUIDES

PRICE LISTS



DRAPERY
HARDWARE



AUTHENTIC MATERIALS

FORGED WROUGHT IRON

COMPLETE SETS

SAMPLE KIT OPTIONS

ECO-FRIENDLY PACKAGING

PERSONAL CUSTOMER SERVICE

Why Magnolia?

UNIQUE CUSTOM FORGED IRON.

Our hardware combines style, craftsmanship and quality with outstanding value.

Handcrafted from authentic and eco-friendly materials, the hardware features unique magnetic brackets, making it easy to install!

AN EARTH FRIENDLY HOME.

We try to minimize our impact on the earth. By making our products from recycled metal and glass, we have all but eliminated our use of plastics and resins. Finishing is done with low V.O.C. water based paints and gel stains.



760.787.1601

www.customdraperyrod.com

CUSTOM DRAPERY HARDWARE




Magnolia
DRAPERY HARDWARE



Estate
WROUGHT IRON

1.5 inch

Estate WROUGHT IRON

1.5 inch



CAMELOT



DOUBLE
ACANTHUS



FLAME



PAPYRUS



DOUBLE
SCROLL LEAF



CROWN
BALL



GRANDE
IRON BALL



GRANDE
TERRAZZO



SCROLL



PAJARO



GRANDE
SQUARE
CAP



END
CAP


- Classic wrought iron forged from authentic materials
- Custom made to any size
- Single rod sets include two finials, forged brackets and mounting hardware.
- Double rod sets include two rods, two finials of your choice on the front end and end cap finials on the back rod.



Rod sets wider than 96" will ship as two pieces.

Rod sets wider than 72" include center bracket(s).

Single piece long rod sets are available upon request, but incur additional freight costs and production costs.

OIL RUBBED
BRONZE
31

C-RINGS

- Allow one-way draw curtains to be used on longer rods requiring center support bracket(s).
- Great choice for sliding glass door or large window.
- Used with our low profile center support bracket(s) which allow the rings to smoothly slide past the center bracket.
- C-rings appear as standard rings from front.

BAYS & CORNERS

*We can calculate your rod lengths
for all your bay and corner windows!*

PLEASE SEE THE MEASURING GUIDE



ELBOW CONNECTOR

RINGS




2-INCH OR 2.5 INCH

RUSTICA
14

OUTDOOR READY FINISH OPTION

Decorate your deck, cabana or outdoor space! Outdoor finish option is available for a 25% up-charge, which includes a full 5-year replacement warranty. Sets must be installed under an eave or overhang, avoiding direct exposure to the elements. Regular wipe down is required. AVAILABLE ONLY IN OIL RUBBED BRONZE, RUSTICA AND BLACK.

PEWTER
12BLACK
03

FORGED BRACKETS

SINGLE



DOUBLE



EXTENSION



C-RING
CENTER



C-RING
CENTER
DOUBLE



INSIDE
MOUNT



TIEBACKS

FLAME



ACANTHUS
LEAF



SCROLL



ORBED



IRON
SCROLL



END CAP-
POST STYLE



Estate WROUGHT IRON 1.5" DIAMETER ROD SETS

SEE PRICE LIST FOR PRICES AND ORDERING INFORMATION

SPECIFICATIONS & DIMENSIONS

- **Single Rod Set**
- **Double Rod Set**
- **Corner Window Rod Set**
- **Bay Window Rod Set**
- **Inside Mount Rod Set**

SET INCLUDES:

Rod, finials, brackets and mounting hardware.

- Single, Double, Corner and Bay sets come with standard brackets included. Extension brackets can be substituted for no additional charge.
- Double rod sets feature end cap finials on the 1" back rod.
- No finials on inside mount rod sets.
- Rod widths greater than 72", include center support brackets.

Rod Sets up to 96" are made as one piece. Rod Sets over 96" and up to 192" will come in two pieces. Rod Sets over 192" and up to 288" will come in 3 pieces. Rod segments made in one piece over 96" carry a substantial shipping surcharge and additional production surcharge.

FINIALS

DESCRIPTION

Grande Pajaro
Grande Double Scroll Leaf
Grande Square Cap
Crown Ball
Grande Scroll
Grande Flame
Grande Double Acanthus
Grande Iron Ball
Grande Camelot
Grande Terrazzo
Grande Papyrus
Grande End Cap

DIMENSIONS

5-1/2" W x 4-1/2" H
8" W x 6" H
2-3/4" W x 3" H
4" W x 3-1/4" H
7" W x 3-1/4" H
8-1/2" W x 4" H
9" W x 4-1/2" H
3" W x 3" H
5" W x 3-1/2" H
6-5/8" W x 3" H
5" W x 3-3/8" H
7/8" W x 2-3/8" H

RINGS

DESCRIPTION

Rings - eyelet (10 pack)
C-Rings - eyelet (10 pack)
Rings - eyelet (10 pack)

INSIDE DIAMETER

2"
2"
2-1/2"

BRACKETS

DESCRIPTION

Forged Single Bracket
Forged Double Bracket (1)
Forged Extension Bracket
C-Ring Center Bracket
C-Ring Double Center Bracket (1)
C-Ring Extended Center Bracket
Inside Mount Bracket

DIMENSIONS

1" W x 5" H x 4-5/8" D (3-1/2" projection)
1" W x 5" H x 6-1/8" D (2-1/2" & 5" projection)
1" W x 5" H x 6-1/8" D (5" projection)
4" W x 1-1/8" H x 4-5/8" D (3-1/2" projection)
4" W x 1-1/8" H x 6-1/8" D (2-1/2" & 5" projection)
4" W x 1-1/8" H x 6-1/8" D (5" projection)
2" W x 4-1/2" H x 1" D (1/8" projection)

(1) Front cup holds a 1-1/2" rod and back cup holds a 1" rod

Projection is measured from the center of the bracket cup to the back plate of the bracket. D is the distance; it is measured from the front of the bracket to the back plate of the bracket. W is the horizontal length of the bracket while the H is the vertical length of the bracket back plate.

TIEBACKS

DESCRIPTION

Flame (U style)
Acanthus Leaf (U style)
Scroll (U style) - left
Scroll (U style) - right
Orbed (U style)
Iron Scroll (Post style)
End Cap (Post style)
End Cap (U style)

DIMENSIONS

9" face x 1-1/2" width x 3" projection
7-3/4" face x 3-7/8" width x 5-1/4" projection
7" face x 4" width x 5" projection
7" face x 4" width x 5" projection
6" face x 1-1/2" width x 3" projection
7-5/8" face x 3-3/4" projection
1 -5/8" width x 4" projection
6" face x 1-1/2" width x 3" projection




Custom

WROUGHT IRON

1 inch

Custom WROUGHT IRON

1 inch



CAPRI



TORCHE



END CAP



ACANTHUS LEAF



TERRAZZO



IRON BALL



FLEUR



ACORN



ROUNDED
SQUARE
CAP

- Classic wrought iron forged from authentic materials
- Custom made to any size
- Single rod sets include two finials, forged brackets and mounting hardware.




- Double rod sets include two rods, two finials of your choice on the front end and end cap finials on the back rod.

Rod sets wider than 96" will ship as two pieces.

Rod sets with overall widths greater than 72" include center bracket(s).

Single piece long rod sets are available upon request, but incur additional freight costs and production costs.



C-RINGS

- Allow one-way draw curtains to be used on longer rods requiring center support bracket(s).
- Great choice for sliding glass door or large window.
- Used with our low profile center support bracket(s) which allow the rings to smoothly slide past the center bracket.
- C-rings appear as standard rings from front.

BAYS & CORNERS

We can calculate your rod lengths for all your bay and corner windows!

PLEASE SEE THE MEASURING GUIDE



ELBOW CONNECTOR



RINGS

OUTDOOR READY FINISH OPTION

Decorate your deck, cabana or outdoor space! Outdoor finish option is available for a 25% up-charge, which includes a full 5-year replacement warranty. Sets must be installed under an eave or overhang, avoiding direct exposure to the elements. Regular wipe down is required. AVAILABLE ONLY IN OIL RUBBED BRONZE, RUSTICA AND BLACK.



OIL RUBBED
BRONZE
31

RUSTICA
14

PEWTER
12

BLACK
03



TRAVERSE SETS

Baton Draw

Hand drawn, elegantly crafted traverse rod sets are now available.

Rod sets come with everything you need to get the job done – Including rod, finials, brackets, mounting hardware, master carriers, carriers and batons.

AVAILABLE IN:
Single and double configurations.

- One way draw, single segment traverse rod sets are available up to 96" long.
- Split draw traverse rod sets available up to 192". Split draw rods over 96" shipped in 2 segments.
- 36" or 60" wands available for no extra charge.

Ordering Traverse Sets:



LEFT DRAW

ONE WAY DRAW ROD SETS

Specify "TR" for right draw (opens to the right) or "TL" for left draw (opens to the left). Rod will include one "long arm" master carrier that allow the curtain to close past the end bracket.



SPLIT DRAW ROD SETS

Specify "T" for traverse at the end of the rod set part number on the order form. Rod will include two master carriers that will open from the center of the rod.

Custom WROUGHT IRON

1" DIAMETER ROD SETS

SEE PRICELIST FOR PRICES AND ORDERING INFORMATION

SPECIFICATIONS & DIMENSIONS

Single Rod Set (1") *

Double Rod Set (1" front rod and 1" back rod)

Single Traverse Rod Set (1 1/8") *

Double Traverse Rod Set (1 1/8" front rod and 1 1/8" back rod)

Corner Window Rod Set (1")

Bay Window Rod Set (1")

Inside Mount Rod Set (1")

SET INCLUDES:

Rod, finials, brackets and mounting hardware.

- Single, Double, Corner and Bay Sets come with standard brackets included. Extension brackets can be substituted for no additional charge.
- Double rod sets feature end cap finials on the 1" back rod.
- No finials on inside mount rod sets.
- Rod sets with overall widths greater than 72" include center bracket(s).

Rod Sets up to 96" are made as one piece. Rod Sets over 96" and up to 192" will come in two pieces.

Rod Sets over 192" and up to 288" will come in 3 pieces. Rod segments made in one piece over 96" carry a substantial shipping surcharge and production surcharge.

FINIALS

DESCRIPTION

Rounded Square Cap
Terrazzo
Torche
Capri
End Cap
Small Acanthus
Fleur
Acorn
Iron Ball

DIMENSIONS

2-1/4" W x 2-1/2" H
6-5/8" W x 3" H
5-1/2" W x 2-3/4" H
3-1/2" W x 2-1/2" H
7/8" W x 1-3/4" H
4-1/2" W x 2-3/4" H
4-1/2" W x 3" H
3-1/2" W x 2" H
3-1/2" W x 2-1/2" H

TIEBACKS

DESCRIPTION

Flame (U style)
Acanthus Leaf (U style)
Scroll (U style) - left
Scroll (U style) - right
Orbed (U style)
Iron Scroll (Post style)
End Cap (Post style)
End Cap (U style)

DIMENSIONS

9" face x 1-1/2" width x 3" projection
7-3/4" face x 3-7/8" width x 5-1/4" projection
7" face x 4" width x 5" projection
7" face x 4" width x 5" projection
6" face x 1-1/2" width x 3" projection
7-5/8" face x 3-3/4" projection
1 -5/8" width x 4" projection
6" face x 1-1/2" width x 3" projection



FLAME



ACANTHUS
LEAF



SCROLL



ORBED



IRON
SCROLL



END CAP
POST STYLE

BRACKETS

DESCRIPTION

Forged Single Bracket
Forged Double Bracket (1)
Forged Extension Bracket
C-Ring Center Bracket
C-Ring Double Center Bracket (1)
C-Ring Extended Center Bracket
Inside Mount Bracket
(1) Front cup holds a 1" rod and back cup holds a 1" rod

DIMENSIONS

1" W x 3-1/2" H x 3-1/4" D (2-1/2" projection)
1" W x 3-1/2" H x 6" D (2-1/2" & 5" projection)
1" W x 3-1/2" H x 6" D (5" projection)
4" W x 1" H x 3-1/8" D (2-1/2" projection)
4" W x 1" H x 5-3/4" D (2-1/2" & 5" projection)
4" W x 1" H x 5-3/4" D (5" projection)
1-1/4" W 2-1/4" H x 7/8" D (1/8" projection)

Projection is measured from the center of the bracket cup to the back plate of the bracket. D is the distance; it is measured from the front of the bracket to the back plate of the bracket. W is the horizontal length of the bracket while the H is the vertical length of the bracket back plate.



FORGED
SINGLE



FORGED
DOUBLE



FORGED
EXTENSION



C-RING
CENTER
SUPPORT



INSIDE
MOUNT



RINGS

DESCRIPTION

Rings - eyelet (10 pack)
C-Rings - eyelet (10 pack)

INSIDE DIAMETER

1 1/2"
1 1/2"




Magnolia



Plantation

WOOD

1 3/8 inch

2 inch

Plantation WOOD

1 3/8 inch

2 inch

WOOD BALL

TURNED KNOB

END CAP

ASTORIA

Single rod sets include two finials, brackets and mounting hardware.

Double rod sets include two rods, two finials of your choice on the front rod and end cap finials on the back rod.

Rods greater than 96" will ship as two pieces and include a center support bracket. Single piece long rods are available upon request, but incur substantial additional freight costs and production surcharge.

- Plantation grown hardwood
- Richly finished
- Custom made to length you specify

DUCHESS 2" only



TRAVERSE SETS – 2 inch Baton Drawn

- Aluminum track embedded in full round wood rods
- 36" and 60" wands available



SULTAN 2" only



All the same wood parts as a standard Plantation Wood set, plus embedded aluminum track master carriers, drapery carriers, end stops and batons.



NO CORD DRAW AVAILABLE



DUKE 1 3/8" only



MAHOGANY
28

LEATHER
23

WALNUT
27

WHITE
20

BLACK
41

Plantation WOOD

1 3/8" and 2" DIAMETER ROD SETS

SEE PRICELIST FOR PRICES AND ORDERING INFORMATION

SETS INCLUDES: Rod, finials, brackets and mounting hardware.

1 3/8" DIAMETER

Single Rod Set (1-3/8")

Double Rod Set (1-3/8" front rod and 1-3/8" back rod)

Inside Mount Rod Set (1-3/8")

2" DIAMETER

Single Rod Set (2")

Single Traverse Rod Set (2")

Double Rod Set (2" front rod and 1-3/8" back rod)

Inside Mount Rod Set (2")

Rods are cut to the precise width ordered and end drilled for finials. Double rod sets feature end cap finials on the 1-3/8" back rod. No finials on inside mount rod sets. Rod width greater than 72", include center support brackets. Rod Sets up to 96" are made as one piece. Rod Sets over 96" and up to 192" will come in two pieces. Rod segments made in one piece over 96" carry a substantial shipping and production surcharge.

FINIALS


| DESCRIPTION | DIMENSIONS |
|-------------------------------|------------|
| Wood Ball 3" W x 1-3/4" H | 1-3/8" |
| Turned Knob 2-3/4" W x 2" H | 1-3/8" |
| Astoria 3" W x 1-3/4" H | 1-3/8" |
| End Cap 1" W x 1-3/4" H | 1-3/8" |
| Marquis 4-1/2" W x 3-1/2" H | 1-3/8" |
| Duke 3-1/2" W x 3-1/4" H | 1-3/8" |
| Wood Ball 5-1/4" W x 3-1/2" H | 2" |
| Turned Knob 4" W x 2-1/2" H | 2" |
| Astoria 4" W x 3-1/2" H | 2" |
| End Cap 1" W x 3" H | 2" |
| Duchess 6" W x 3-1/2" H | 2" |
| Sultan 4" W x 4-3/4" H | 2" |

TIEBACK

| DESCRIPTION | Rosette |
|-------------|----------------------------------|
| DIMENSIONS | 4" face x 1" width x 3-1/2" deep |



SPECIFICATIONS & DIMENSIONS



BRACKETS

| DESCRIPTION | ROD SIZE | DIMENSIONS |
|----------------------|----------|--|
| Single Bracket | 1-3/8" | 1" W x 3" H x 5-1/8" D (3-7/8" projection) |
| Double Bracket (1) | 1-3/8" | 1" W x 3" H x 8-3/4" D (3-7/8" & 7-3/8" projection) |
| Inside Mount Bracket | 1-3/8" | 3" W x 3/4" D |
| Single Bracket | 2" | 1-1/2" W x 4" H x 6-3/4" D (5" projection) |
| Double Bracket (2) | 2" | 1-3/8" W x 3-3/4" H x 9-1/2" D (4-1/4" & 7-3/4" proj.) |
| Inside Mount Bracket | 2" | 3-1/2" W x 3/4" D |

(1) Front cup holds a 1-3/8" rod and back cup holds a 1-3/8" rod.
(2) Front cup holds a 2" rod and back cup holds a 1-3/8" rod.

Projection is measured from the center of the bracket cup to the back plate of the bracket.

D is the distance; it is measured from the front of the bracket to the back plate of the bracket.

W is the horizontal length of the bracket.

H is the vertical length of the bracket back plate.

RINGS

| DESCRIPTION | ROD SIZE | INSIDE RING DIAMETER |
|-------------------------------------|----------|----------------------|
| 930 Wood Rings - eyelet (10 pack) | 1-3/8" | 1-3/4" |
| 930-2 Wood Rings - eyelet (10 pack) | 2" | 2-3/4" |






Magnolia
DRAPERY HARDWARE



contemporary
METAL

1 inch

contemporary METAL

1 inch

SAUSALITO

END CAP

BALL CAP

BAROQUE

RIBBED SQUARE CAP

TRADITIONS

ORCHID

ROUND FLAME

COMPLETE SETS AVAILABLE IN:

- 22" - 40"
- 40" - 76"
- 76" - 148"

- Designer quality 1" adjustable to size rods
- Featuring authentic materials
- Single rod sets include two finials, brackets and mounting hardware.
- Double rod sets include two rods two finials of your choice on the front end and end cap finials on the back rod.



BURNISHED
COPPER
15



CLIP RINGS



DOUBLE RODS

NICKEL
16



EYELET RINGS



BRACKETS

BLACK
03



ALL SETS INCLUDE OUR
UNIQUE MAGNETIC BRACKETS



INSIDE MOUNT BRACKET

BAY & CORNER
ROD SETS AVAILABLE

OIL RUBBED
BRONZE
31

contemporary METAL 1" DIAMETER ROD SETS

SEE PRICELIST FOR PRICES AND ORDERING INFORMATION

SPECIFICATIONS & DIMENSIONS

SET INCLUDES: Rod, finials, brackets and mounting hardware.

- **Single Rod Set (1") ***
- **Double Rod Set (1" front rod and 1" back rod)**
- **Corner Window Rod Set**
- **Bay Window Rod Set (1")**
- **Inside Mount Rod Set (1")**

* with your choice of Standard or Extension Brackets

Double rod sets feature end cap finials on the 1" back rod.
No finials on inside mount rod sets.

FINIALS

DESCRIPTION

Ribbed Square Cap
Sausalito
Ballcap
Baroque
Orchid
End Cap
Traditions
Round Flame

DIMENSIONS

2-1/2" W x 3" H
2-3/4" W x 2-1/2" H
2" W x 2-1/2" H
2" W x 2-1/2" H
2-1/2" W x 3-1/2" H
1-1/2" W x 3/4" H
2-3/4" W x 2-1/2" H
3" W x 3" H

RINGS

DESCRIPTION

Clip Rings (10 pack)
Rings - eyelet (10 pack)

INSIDE DIAMETER

1-1/2"
1-1/2"



BRACKETS

DESCRIPTION

Single Bracket
Double Bracket (1)
Extension Bracket
Inside Mount Bracket

DIMENSIONS

1" W x 2-1/2" H x 3-1/4" D (2-1/2" projection)
1" W x 2-1/2" H x 5-3/4" D (2-1/2" & 5" projection)
1" W x 2-1/2" H x 5-3/4" D (5" projection)
1-1/4" W 2-1/4" H x 7/8" D (1/8" projection)



(1) Front cup holds a 1" rod and back cup holds a 1" rod

Projection is measured from the center of the bracket cup to the back plate of the bracket.
D is the distance; it is measured from the front of the bracket to the back plate of the bracket.
W is the horizontal length of the bracket while the H is the vertical length of the bracket back plate.



TIEBACK

DESCRIPTION Post Tieback w/Finial Choice

DIMENSIONS 2" diameter round base
4" depth plus finial dimension



MEASURING GUIDE

MEASURING TIPS:

- Always use a steel tape measure. All dimensions should be taken to the nearest 1/4 inch.
- Double check to make sure that you haven't transposed width and height measurements.
- Measure every window. Windows that look identical often are not.
- If you have any questions, please contact Customer Service for more information.

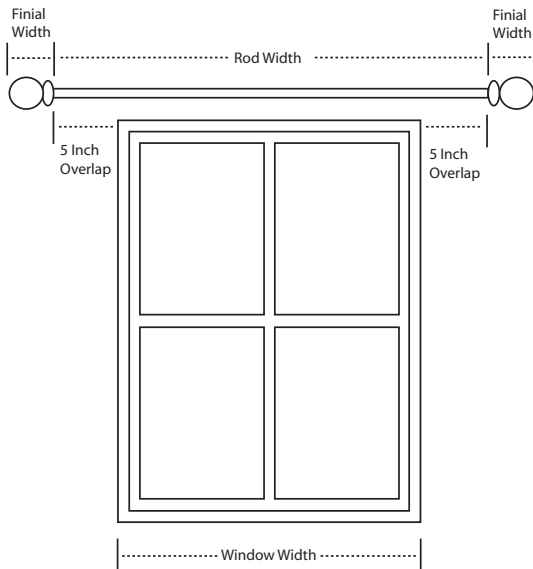
BAY WINDOWS MEASURING:

To order a bay window rod set correctly, you need to provide the separate measurement of each section of the bay area wall (shown here as A, B and C) and the degree of each wall angle (shown here as Angle #1 and Angle #2).

If you would like us to determine the angles, you will need to additionally provide the opening width of the bay.



We will calculate your rod size based on these measurements and rod style you select. Our standard calculations allow for the finials to be just short of the outside of the opening. If you wish them to project out past the opening please advise when ordering.



DETERMINE YOUR HARDWARE WIDTH:

Rod width does not include the width of the finials on each end. Finials add 2" to 11" in width on each end, depending on the finial style. We recommend a 5" overlap on each side of the window.

For example if your window is 50" wide, you would normally order a 60" length rod and the overall finished width would be 64" to 84" depending upon the finial style.

INSIDE MOUNT MEASURING:

Have customer measure just the opening. Factory will deduct for brackets.

760.787.1601

CUSTOM DRAPERY HARDWARE

www.customdraperyrod.com



LONGER ROD SETS OPTIONS

The following options are available when ordering **Estate** or **Custom Iron** and **Plantation Wood** drapery rod sets. Orders will be processed using STANDARD option, unless OVERSIZED option is requested.

STANDARD

The following rod set sizes incur no extra charges and ship in 10 business days or less.

- Single piece rod sets up to 96"
- Two piece rod sets from 97" – 192" (center spliced and includes center support bracket)
- Three piece rod sets from 192" – 288" (two splices and includes center support brackets)

OVERSIZED

The following rod set sizes incur a \$35 net up charge, plus any additional shipping charges as listed below and ship in 15 business days or less. **DOES NOT APPLY TO IRON TRAVERSE AND WOOD TRAVERSE SETS. PLEASE CALL CUSTOMER SERVICE FOR AVAILABILITY AND PRICING.**

- Single piece rod sets from 97" – 107" incur no additional charge other than the \$35 net up charge.
- Single piece rod sets from 108" – 118" incur the \$35 net up charge and ship via FedEx Express and incur substantial freight charges (call customer service for a rate quote).
- Single piece rod sets from 119"- 192" incur the \$35 net up charge and ship by truck and incur substantial trucking charges (call customer service for a rate quote). Call for pricing and availability on single piece rod sets over 192".
- Two piece rod sets from 193" – 214" incur no additional charge other than the \$35 net up charge.
- Two piece rod sets from 215" – 236" incur the \$35 net up charge and ship via FedEx Express and incur substantial freight charges (call customer service for a rate quote).
- Two piece rod sets from 237" – 384" incur the \$35 net up charge and ship by truck and incur substantial trucking charges (call customer service for a rate quote).



HARDWARE SAMPLE BAG

Our drapery hardware sample set is an easy way to show your customer the style and unsurpassed quality of the product. Each set is packaged in a tote bag that is convenient to bring to meetings and customer presentations.

SAMPLE BAG \$79

INCLUDES:

- Sample Bag
- Catalog & Retail Price List
- Finish Sample Plates
- Magnetic Bracket Sample
- Plantation Wood Sample
- Contemporary Metal Sample
- Custom Iron (1") Sample
- Estate Iron (1 1/2") Sample

HARDWARE SAMPLE SETS

WALL MOUNT SAMPLE SET

This sample set comes with a set of rings representing each of our finishes and four complete rod sets that include rod, finials, brackets and mounting hardware. You may specify which rods, finials and finishes you desire or just leave it up to us. Catalog binder including finish plates is included. Overall width of rods including finials is 22".

WALL MOUNT SAMPLE SET \$199



ESTATE WROUGHT IRON SAMPLE



CUSTOM WROUGHT IRON SAMPLE



PLANTATION WOOD SAMPLE



CONTEMPORARY METAL SAMPLE



PLANTATION
WOOD RINGS



WROUGHT IRON
RINGS



CONTEMPORARY
METAL RINGS





TERMS & CONDITIONS

IMPORTANT INFORMATION

Magnolia sells wholesale to the trade only. All sales are subject to the same terms and conditions as Magnolia.

RETURNS

All rod sets are custom made to your specifications and changes are not possible once your order is in production. No exchanges or refunds. Accessories may be returned within 30 days of shipment date when authorized by Magnolia and are subject to a 25% restocking charge.

WARRANTY

Magnolia warrants all products to be free from manufacturing defects in materials and workmanship. This warranty does not apply to normal wear and tear, damage from mishandling or inappropriate installation, abuse or exposure to climatic conditions over which Magnolia has no control. This warranty is limited to the replacement of the defective items only.

CUSTOMER SERVICE

Please call 760-787-1601 if you have any questions or need more information. Our hours are 8:00 am to 4:00 pm Pacific Standard Time.

ORDERING INFORMATION

Please use our order form in the back of the catalog to ensure accurate and timely delivery of orders. Feel free to make copies of the order form as needed.

Standard orders are shipped within 10 business days. Please allow up to 5 business days transit time.

RUSH PRODUCTION:

Please contact customer service to check availability and pricing. Rush production cuts standard production time in half.

EXPRESS SHIPPING:

Please contact customer service for pricing.

Finials and brackets are included in the price of each rod set with the exception of the inside mount rod sets, which include the rod and two inside mount brackets. Longer extension brackets may be substituted for standard brackets at no additional charge. Finials are not interchangeable and are custom made to fit each rod.

To simplify pricing, Estate, Custom Iron and Plantation Wood rods are priced in 2 foot increments, although the rod will be manufactured to the length specified on your order form.

A rod separator is a hidden connector that joins two rod segments. A rod separator is used on all Estate, Custom Iron and Plantation Wood Rods greater than 96" in length (creating two segments) unless specified otherwise on the order. See the rod sizing page for longer rod and single piece options.

Bay window and corner rods are available, but require additional measurements, please call customer service.