



TMS - *Menagerie*®

Transitional Drapery Hardware



Custom French Rods



**Matching Drapery
Brackets and Rings**



Outdoor Drapery Hardware




Custom Blinds and Shades



Modern Track Systems



Custom Traverse Rods




Innovative Track Fascias

TMS-Menagerie®

Window Treatment Hardware for Interior Design

Catalogs • Presentation Books • Color Chip Boards



TMS-Menagerie Product Presentation Book

- Hard cover three ring binder
- Clear protective page covers
- Each section tabbed
- Three color chip cards inside (*shown below*)
- Cost \$65 – Rebate offer – 10% off orders until Presentation Book rebated

Color Chip Boards with Removable (Velcro) Chips



Menagerie Color Chips



Urban Dwellings & Outdoor Casa



TECH & French Rod Color Chips



TMS-Menagerie
Product Catalogs
\$7.50 ea
Free with shipped
order

Contact us:

TMS-Menagerie
1356 Bennett Drive
Longwood, FL 32750
Phone: 407-339-4768
Fax: 407-339-5946

Web: www.tms-menagerie.com
e-mail: sales@tms-menagerie.com

TABLE OF CONTENTS

Catalogs & Presentation Books.....	2
Terms & Conditions	4
Menagerie 2" Compatible Drapery Hardware.....	5
2" Finials.....	6-9
2" Brackets & Rings.....	9-15
2" Elbows, Poles, & Accessories.....	16-17
Bamboo Drapery Hardware.....	18-20
Menagerie 1-3/8" Compatible Drapery Hardware.....	21
1-3/8" Finials	22-26
1-3/8" Brackets & Rings.....	27-30
1-3/8" Poles, Elbows, & Accessories	30-31
Display Boards for TMS-Menagerie.....	32
Melange Drapery Hardware.....	33-36
Urban Dwellings 2" Drapery Hardware.....	37
2" Finials.....	38-39
2" Brackets	40-42
2" Rings, Poles, Elbows, & Accessories.....	43-44
Urban Dwellings 1-3/8" Drapery Hardware	45
1-3/8" Finials	46-48
1-3/8" Brackets.....	49-52
1-3/8" Rings, Elbows, & Poles	53-54
Outdoor Drapery Hardware	55-64
TECH 1-1/8" Modern Metal Drapery Hardware.....	65-70
TECH Fast Track Modern Traverse System.....	71-77
French Rods – Custom Fabricated.....	78-83
Swing Arm Rods – Telescoping.....	84
Traverse Rods, Manual & Motorized, & TECH Track High Design Traverse Track.....	85-98
Embossed Cornice Boards & Traverse Tracks	99-106
Holdbacks, Tab Tops, & Top Treatment.....	107-114
Crowns	115-116
Forged Metal Top Treatments.....	117-122
Curtain Bling	123-128
Custom Blinds & Shades	129-140

First Order Minimum:
\$200.00 net or Pre-pay

Re-Order Minimum:
No Minimum

Delivery Time:
Regular hardware ships in 2 - 3 business days. Custom fabricated orders ship in 10 - 14 business days.

Shipping Terms:
All shipments are F.O.B. warehouse. TMS-Menagerie will ship via U.P.S. when possible; otherwise merchandise will be shipped via approved truck line. On consolidated orders, TMS-Menagerie will contact the customer for a preferred carrier. Some orders are not U.P.S shippable. TMS-Menagerie will ship these on a common carrier. Some of TMS-Menagerie merchandise is considered oversized in nature and will naturally accrue a higher shipping charge.

Payment Terms:
TMS-Menagerie does not ship C.O.D. For net 30 terms, applicants must submit a credit application with a minimum of five credit references. Credit approved customers will receive net 30 day terms on orders (the first order may be prepaid or credit card for expedited shipping). It takes approximately two weeks to check credit references. TMS-Menagerie accepts payment by Master Card, Visa, American Express, and Discover. On stock orders the credit card is charged the day the order ships. On custom fabricated orders, the credit card is charged at the time the order is placed. Please submit the card number, name as it appears on the card, expiration date and CVV code.

Claims:
All damage or shortage claims must be reported to TMS-Menagerie within 10 (ten) days of receipt of shipment. It is the customer's responsibility to inspect all boxes within 10 days of receipt of shipment. Original packing materials must be kept for the carrier's inspection. TMS-Menagerie will not be responsible for processing claims unless these instructions are followed.

Replacements:
Upon the customer's request, replacements will be treated as a new order. TMS-Menagerie at its discretion may opt to give the customer a credit instead of a replacement.

Returns:
Returns must be pre-authorized by TMS-Menagerie home office. Return requests must be submitted in writing and mailed or faxed directly to TMS-Menagerie. Customers must include a copy of the invoice, quantity and reason for the requested return. Returns will not be authorized that are over 30 days from invoice. If approved, a return goods authorization number (RA) will be issued. This RA number must accompany the returned order. Deductions from invoices for damages, defective merchandise or shortages will not be accepted without prior written authorization from TMS-Menagerie. Refused shipments are not allowed by TMS-Menagerie.

Re-Stocking Fee:
A 15% re-stocking charge will be applied on approved returns. Any exceptions will be made at the discretion of TMS-Menagerie

Hand Crafted Merchandise:
All of the merchandise offered by TMS-Menagerie is hand made and hand crafted. Slight variations in the size, color, and appearance should be considered a natural characteristic of hand crafted merchandise. TMS-Menagerie merchandise is considered to be decorative in nature and should be used in that capacity.

Custom Made Products:
All custom products are non-returnable for errors made from customer measuring or specifications. Defects in the construction or quality of the custom product will be covered by the warranty of the component that is defective. Delivery time 10 - 14 business days.

Conditions:
TMS-Menagerie is not responsible for printing or typographical errors. TMS-Menagerie reserves the right to discontinue product or change prices without notice.

Warranties:
No warranties are offered or implied except in the case of specific components used to manufacture custom products. These warranties are offered from the manufacturer of those components exclusively. Please contact TMS-Menagerie for a detailed list of components and their warranties.

TMS - *Menagerie*®









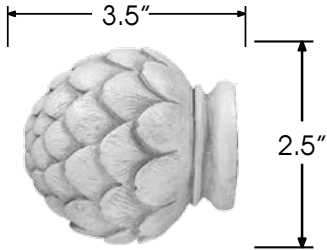
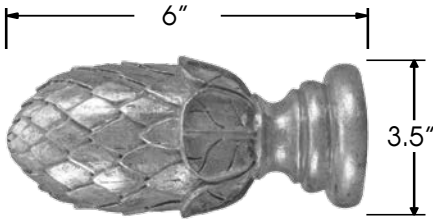
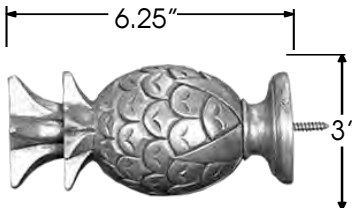
2 INCH COMPATIBLE
DRAPERY HARDWARE

2" Compatible Rod Finials



















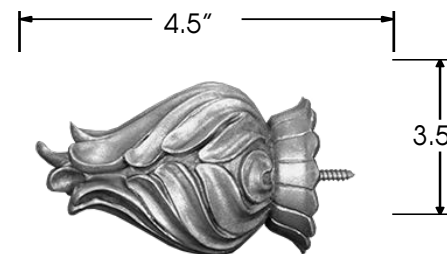
Styles	Artichoke WF102 SHOWN IN AGED WHITE	Large Artichoke WF103 SHOWN IN GILDED GOLD	Pineapple WF125 SHOWN IN AGED WHITE
Sold As	EACH	EACH	EACH

Finishes	 Antique Silver AS	 Antique Silver AS	 Antique Silver AS
	 Faux Wood AW	 Faux Wood AW	 Faux Wood AW
	 Gilded Gold RG	 Gilded Gold RG	 Gilded Gold RG
	 Aged White WHT	 Aged White WHT	 Aged White WHT
















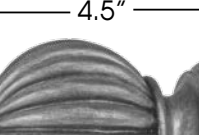

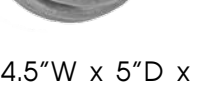
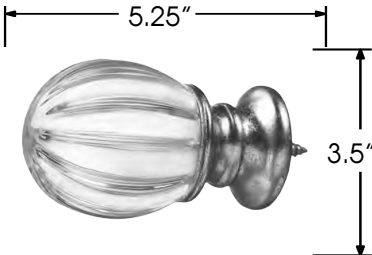
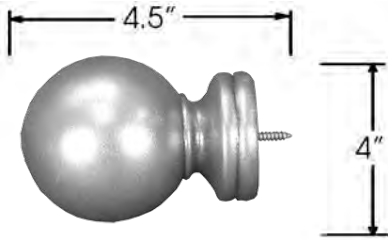

Size	 2.5"W x 3.5"D x 2.5"H	 3.5"W x 6"D x 3.5"H	 3"W x 6.25"D x 3"H
------	--	---	---

2" Compatible Rod Finials




















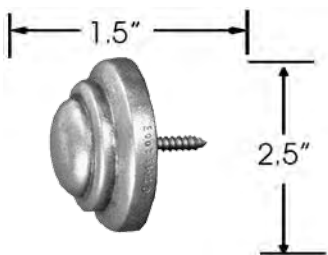



Styles	Crown WF114 SHOWN IN FAUX WOOD	Fleur De Lis WF115 SHOWN IN GILDED GOLD	Travitore WF116 SHOWN IN BRONZE/BLACK
Sold As	EACH	EACH	EACH
Finishes	<p>Antique Silver AS</p>  <p>Faux Wood AW</p>  <p>Gilded Gold RG</p>  <p>Aged White WHT</p> 	<p>Antique Silver AS</p>  <p>Faux Wood AW</p>  <p>Gilded Gold RG</p>  <p>Aged White WHT</p>  <p>Bronze/Black 028</p> 	<p>Antique Silver AS</p>  <p>Faux Wood AW</p>  <p>Gilded Gold RG</p>  <p>Aged White WHT</p>  <p>Bronze/Black 028</p> 
Size	 <p>6.5" x 4"</p> <p>6"W x 6.5"D x 4"H</p>	 <p>6.25" x 4.5"</p> <p>4.5"W x 6.25"D x 4.5"H</p>	 <p>4.5" x 3.5"</p> <p>3.5"W x 4.5"D x 3.5"H</p>

2" Compatible Rod Finials

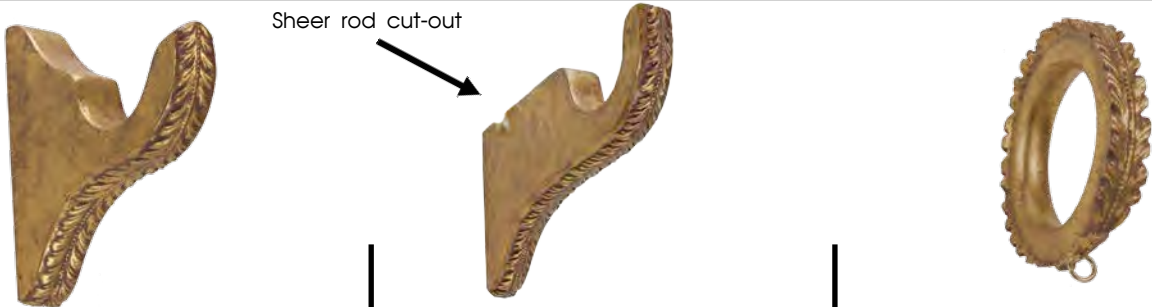
			
Styles	Acrylic Finial AF101 Elongated Fluted Sphere Finial	Ball WF130 SHOWN IN GILDED GOLD	Fluted Ball WF135 SHOWN IN BRONZE/BLACK
Sold As	EACH	EACH	EACH
Finishes	 Antique Silver AS	 Antique Silver AS	 Antique Silver AS
	 Faux Wood AW	 Faux Wood AW	 Gilded Gold RG
	 Gilded Gold RG	 Aged White WHT	 Aged White WHT
	 Bronze Black 028	 Bronze Black 028	 4"
	 Bronze/Black 028	 4"	 4.5"
Size	 3.25W x 5.25 D x 3.25 H	 4"W x 4.5"D x 4"H	 4.5"W x 5"D x 4.5"H

2" Compatible Rod Finials And Components







		
Styles	End Cap WH005 SHOWN IN AGED WHITE	End Holder WH002 SHOWN IN GILDED GOLD
Sold As	EACH	PAIR
Finishes	 Antique Silver AS  Faux Wood AW  Gilded Gold RG  Aged White WHT  Bronze/Black 028	  Antique Silver AS   Faux Wood AW   Gilded Gold RG   Aged White WHT   Bronze/Black 028   Vintage Gold VG
Size	 2.5"W x 1.5"D x 2.5"H	 0.5"W x 2.5"D x 2.5"H

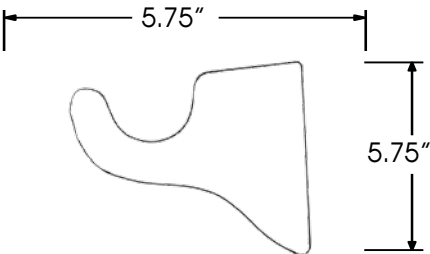
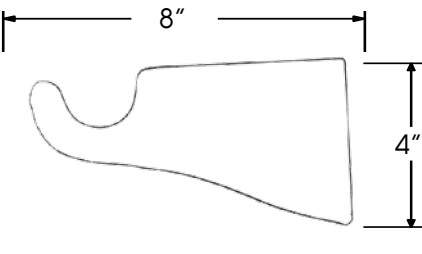
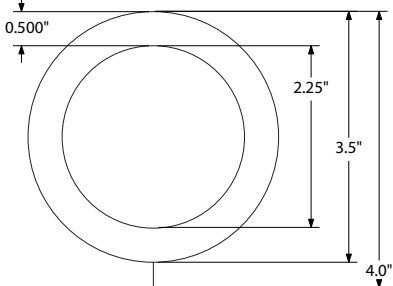
2" Compatible Drapery Brackets & Rings

Acanthus Leaf Design




Styles	Acanthus Bracket WB002 SHOWN IN GILDED GOLD	Acanthus Bracket WB6002 SHOWN IN GILDED GOLD	Acanthus Ring WR002 SHOWN IN GILDED GOLD
Sold As	PAIR	PAIR	SET OF 4

Finishes	 Antique Silver AS	 Antique Silver AS	 Antique Silver AS
	 Faux Wood AW	 Faux Wood AW	 Faux Wood AW
	 Gilded Gold RG	 Gilded Gold RG	 Gilded Gold RG
	 Aged White WHT	 Aged White WHT	 Aged White WHT





Size	 1"W x 5.75"D x 5.75"H RETURN 3.5"	 1"W x 8"D x 4"H RETURN 6"	 0.500" 2.25" 3.5" 4.0"
------	--	---	---

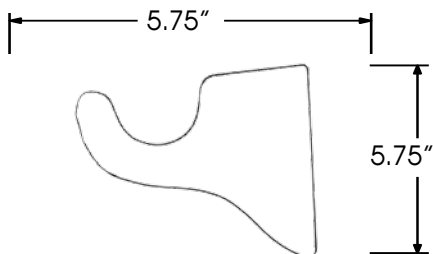
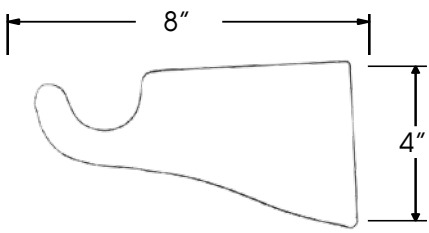
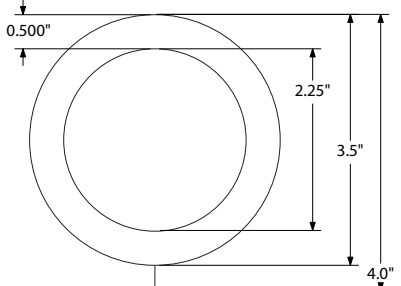
2" Compatible Drapery Brackets & Rings Menagerie

Beaded Design



Styles	Beaded Bracket WB003 SHOWN IN ANTIQUE SILVER	Beaded Bracket WB6003 SHOWN IN ANTIQUE SILVER	Beaded Ring WR003 SHOWN IN ANTIQUE SILVER
Sold As	PAIR	PAIR	SET OF 4

Finishes	 Antique Silver AS	 Antique Silver AS	 Antique Silver AS
	 Faux Wood AW	 Faux Wood AW	 Faux Wood AW
	 Gilded Gold RG	 Gilded Gold RG	 Gilded Gold RG
	 Aged White WHT	 Aged White WHT	 Aged White WHT


Size	 1"W x 5.75"D x 5.75"H RETURN 3.5"	 1"W x 8"D x 4"H RETURN 6"	 3.5" outer diameter, 2.25" inner diameter, 0.500" thickness, 4.0" height
------	--	---	---

2" Compatible Drapery Brackets & Rings

Scroll Leaf Design



Sheer rod cut-out



Styles

Scroll Bracket WB004
SHOWN IN GILDED GOLD

Scroll Bracket WB6004
SHOWN IN GILDED GOLD

Scroll Ring WR004
SHOWN IN GILDED GOLD

Sold As

PAIR

PAIR

SET OF 4

Finishes



Antique Silver
AS



Faux Wood
AW



Gilded Gold
RG



Aged White
WHT



Antique Silver
AS



Faux Wood
AW



Gilded Gold
RG



Aged White
WHT



Antique Silver
AS



Faux Wood
AW

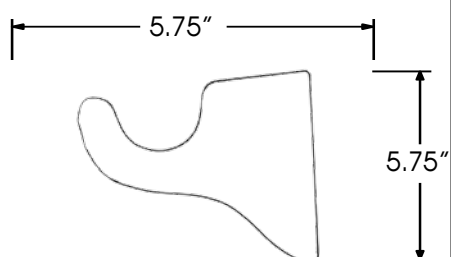


Gilded Gold
RG

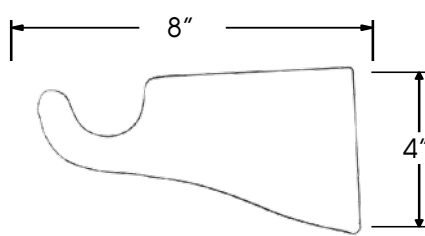


Aged White
WHT

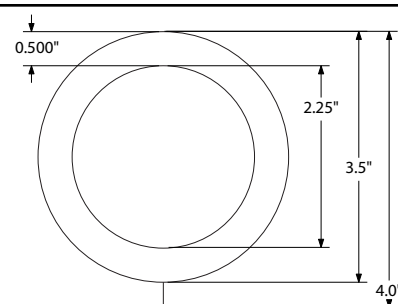
Size



1"W x 5.75"D x 5.75"H RETURN 3.5"



















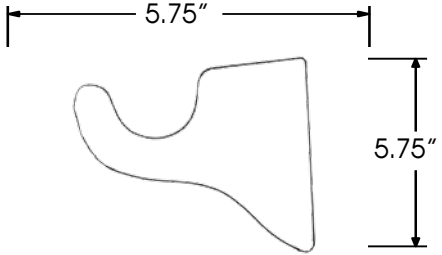
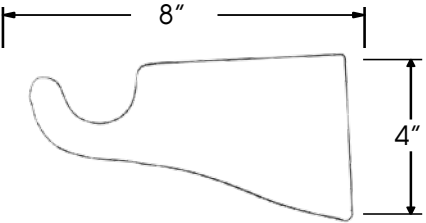
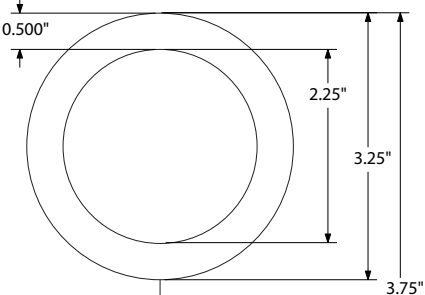


1"W x 8"D x 4"H RETURN 6"













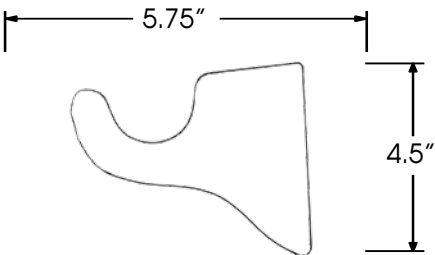
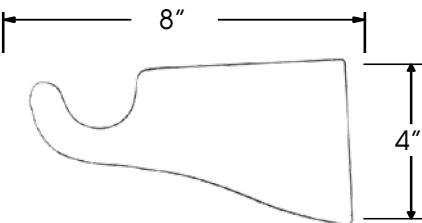



2" Compatible Drapery Brackets and Rings













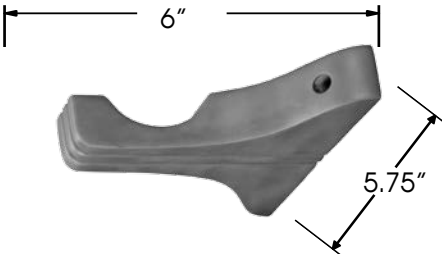

Ribbed Design Brackets & Smooth Rings

			
Styles	Ribbed Bracket WB005 SHOWN IN AGED WHITE	Ribbed Bracket WB6005 SHOWN IN AGED WHITE	Smooth Ring WR005 SHOWN IN AGED WHITE
Sold As	PAIR	PAIR	SET OF 4
Finishes	 Antique Silver AS  Faux Wood AW  Gilded Gold RG  Aged White WHT  Bronze/Black 028	 Antique Silver AS  Faux Wood AW  Gilded Gold RG  Aged White WHT  Bronze/Black 028	 Antique Silver AS  Faux Wood AW  Gilded Gold RG  Aged White WHT  Bronze/Black 028
Size	 1"W x 5.75"D x 5.75"H RETURN 3.5"	 1"W x 8"D x 4"H RETURN 6"	










2" Compatible Drapery Brackets

			
Styles	Smooth Bracket WB010 SHOWN IN BRONZE BLACK	Smooth Bracket WB6010 SHOWN IN VINTAGE GOLD	Double Well WB6013 SHOWN IN ANTIQUE SILVER
Sold As	PAIR	PAIR	PAIR
Finishes	 Vintage Gold VG  Bronze/Black 028	 Vintage Gold VG  Bronze/Black 028	 Antique Silver AS  Faux Wood AW  Gilded Gold RG  Aged White WHT  Bronze/Black 028
Size	 1"W x 5.75"D x 4.5"H RETURN 3.5"	 1"W x 8"D x 4"H RETURN 6"	 RETURN 2.75" & 6.75" 1"W x 9"D x 5"H

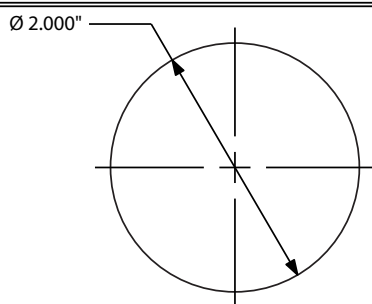
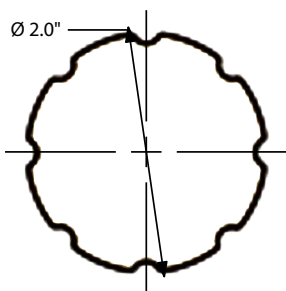
2" Compatible Support Brackets

		
Styles	Support Bracket SB001 SHOWN IN FAUX WOOD	Support Bracket SB6001 SHOWN IN FAUX WOOD
Sold As	EACH	EACH
Finishes	 <p>Antique Silver AS</p>  <p>Faux Wood AW</p>  <p>Gilded Gold RG</p>  <p>Aged White WHT</p>  <p>Bronze/Black 028</p>	 <p>Antique Silver AS</p>  <p>Faux Wood AW</p>  <p>Gilded Gold RG</p>  <p>Aged White WHT</p>  <p>Bronze/Black 028</p>
Size	 <p>5.5"W x 6"D x 1.25"H RETURN 3.5"</p>	 <p>6"W x 8"D x 1.25"H RETURN 6"</p>









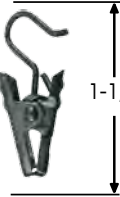







2" Compatible Elbows

		
Styles	Elbow WH003 SHOWN IN GILDED GOLD	Elbow WH007 SHOWN IN VINTAGE GOLD
Sold As	EACH	EACH
Finishes	 Antique Silver AS  Faux Wood AW  Gilded Gold RG  Aged White WHT  Bronze/Black 028	 Vintage Gold VG  Bronze/Black 028 <p>Flexible elbow joint that can be moved straight to a 90 degree angle in either direction.</p>
Size	2"W x 5"D x 2"H EXTENDED 2"W x 3.5"D x 3.5"H ANGLE Flexible elbow joint that can be moved straight to a 90 degree angle in either direction.	2"W x 5"D x 2"H EXTENDED 2"W x 3.5"D x 3.5"H ANGLE

2" Compatible Poles & Accessories



All drapery poles can be fabricated into Custom Traverse Rods

Styles	Fluted Poles	Smooth Poles	Custom Traverse Tracks See Page 85-98
Sold As	EACH	EACH	EACH
Finishes	 Antique Silver AS  Faux Wood AW  Gilded Gold RG  Aged White WHT  Bronze/Black 028	 Vintage Gold VG  Bronze/Black 028  Pole Connector WH004  1-1/4" Fabric Clip WMC-1 SET OF 4  Teflon Tape TEF-TAPE-5Y 5 YARD ROLL	     
Size	FLUTED 4' WP201 6' WP202 8' WP203 12' WP212 Poles may be cut to specific lengths for a \$10 charge. Allow a 1/8" variance. Cut length must be submitted in writing, and once poles are cut they may not be returned.	SMOOTH 4' WP301 6' WP302 8' WP303 Poles may be cut to specific lengths for a \$10 charge. Allow a 1/8" variance. Cut length must be submitted in writing, and once poles are cut they may not be returned.	Easy to use Custom Traverse Rod order forms on pages 92-93

BAMBOO

2 INCH COMPATIBLE DRAPERY HARDWARE



2" Bamboo Collection

WF114-BB

Crown Finial
Size: 6.5"L x 4"W
Sold as each



WF127-BB

Bamboo Design
Finial Size: 5"L x 4.5"W
Sold as each



WH006-BB

End Cap
Size: 1"L x 2.75"W
Sold as each



WF128-BB

Pineapple Finial
Size: 6"L x 3"W
Sold as each



WF116-BB

Travatore Finial
Size: 4.5"L x 3.5"W
Sold as each



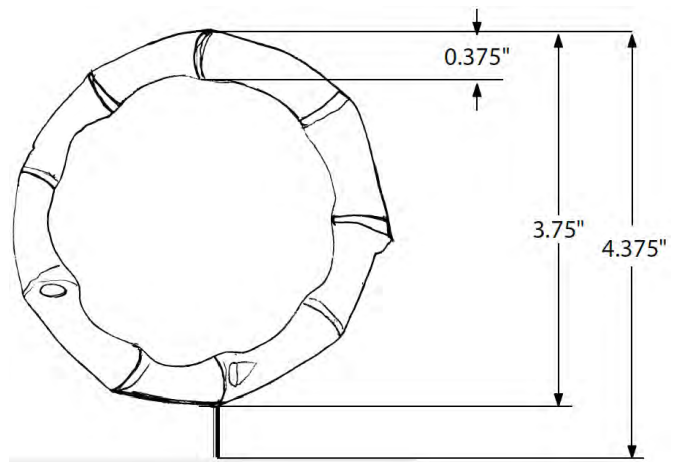
WH002-BB

End Holders
Size: 2.5"L x 0.75"W
Sold as pair



WR007-BB

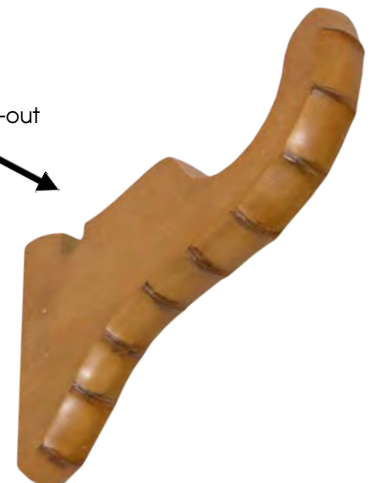
Bamboo Design Rings
Sold as set/4



WB009-BB

Bamboo Design Brackets
Size: 6"L x 1.25"W x 6"H
Return: 3.5"
Sold as pair

Sheer rod cut-out



WB6009-BB

Bamboo Design Brackets
Size: 8"L x 1.25"W x 5.75"H
Return: 6"
Sold as Pair

2" Bamboo Collection



WP204-BB

Bamboo Design Pole 4 Foot
Size: 48"L x 2"Dia

WP205-BB

Bamboo Design Pole 6 Foot
Size: 72"L x 2"Dia

WP206-BB

Bamboo Design Pole 8 Foot
Size: 96"L x 2"Dia



Bamboo is also available in our custom traverse systems. Choose from a single, double (shown here), or CTRAV combo. All available with matching Bamboo hardware. See pages 85-98.

ELBOW FOR POLE



P10040-BB

Bamboo Elbow
Size: 3"W x 7"L
90 Degree Angle
Sold as each

BAMBOO DESIGN TIEBACKS



WT012-BB

Bamboo Tieback
Size: 5"W x 9"L
Return: 3.75"
Sold as each



WT014-BB

Bamboo Design Tieback
Size: 6"W x 7.25"L
Return: 3.75"
Sold as each



TMS fabricates custom Bamboo Cornice Boards.

- Refer to the Embossed Cornice Board section of the catalog for details pg 104

TMS fabricates custom Woven Wood Shades.

- See Custom Blind and Shades section of this catalog for more details pg 138

TMS-*Menagerie*®


**1 ³/₈ INCH COMPATIBLE
DRAPERY HARDWARE**

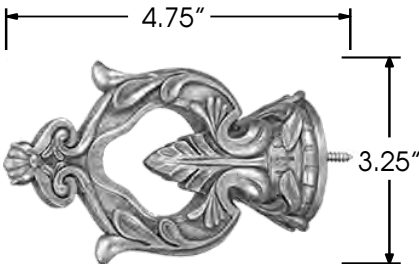




1 3/8" Compatible Finials



Styles	Devonshire 38WF07 SHOWN IN ANTIQUE SILVER	Constable 38WF06 SHOWN IN FAUX WOOD/GOLD	Fleur De Lis P5986 SHOWN IN GILDED GOLD
Sold As	EACH	EACH	EACH

Finishes	 <p>Antique Silver AS</p>  <p>Faux Wood AW</p>  <p>Gilded Gold RG</p>  <p>Aged White WHT</p>	 <p>Antique Silver AS</p>  <p>Faux Wood AW</p>  <p>Gilded Gold RG</p>  <p>Aged White WHT</p>  <p>Faux Wood/ Gold 021</p>  <p>Bronze/Black 028</p>	 <p>Antique Silver AS</p>  <p>Faux Wood AW</p>  <p>Gilded Gold RG</p>  <p>Aged White WHT</p>  <p>Bronze/Black 028</p>
----------	--	--	---

Size	 <p>4.75"</p> <p>3.25"</p> <p>1.5"W x 4.75"D x 3.25"H</p>	 <p>5"</p> <p>3"</p> <p>3"W x 5"D x 3"H</p>	 <p>5"</p> <p>3"</p> <p>3"W x 5"D x 3"H</p>
------	--	---	--

1 3/8" Compatible Finials



Styles	DuBois 38WF09 SHOWN IN FAUX WOOD	Wreath 38WF111 SHOWN IN AGED WHITE	Mount Parnase 38WF112 SHOWN IN GILDED GOLD
--------	-------------------------------------	---------------------------------------	---

Sold As	EACH	EACH	EACH
---------	------	------	------

Finishes			
----------	--	--	--



Antique Silver
AS



Faux Wood
AW



Gilded Gold
RG



Aged White
WHT



Antique Silver
AS



Faux Wood
AW



Gilded Gold
RG



Aged White
WHT



Antique Silver
AS



Faux Wood
AW



Gilded Gold
RG



Aged White
WHT



Bronze/Black
028

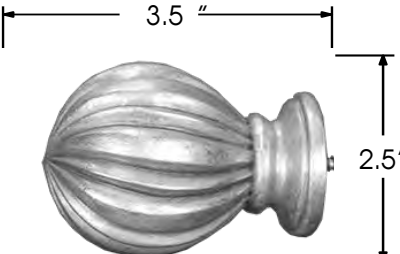


Size	<p>2.5"W x 4.75"D x 4"H</p>	<p>1.5"W x 4.5"D x 2.5"H</p>	<p>1.25"W x 4.5"D x 2.5"H</p>
------	-----------------------------	------------------------------	-------------------------------

1 3/8" Compatible Finials



Styles	Cut Design 38WF03 SHOWN IN GILDED GOLD	Ball Design 38WF115 SHOWN IN GILDED GOLD	Hobbs 38WF04 SHOWN IN FAUX WOOD/GOLD
Sold As	EACH	EACH	EACH

Finishes	 Antique Silver AS	 Antique Silver AS	 Antique Silver AS
	 Faux Wood AW	 Faux Wood AW	 Faux Wood AW
	 Gilded Gold RG	 Gilded Gold RG	 Gilded Gold RG
	 Aged White WHT	 Aged White WHT	 Aged White WHT
	 Bronze/Black 028	 Bronze/Black 028	 Faux Wood/ Gold 021

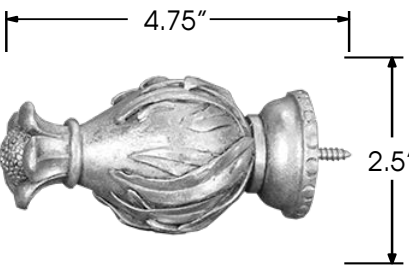
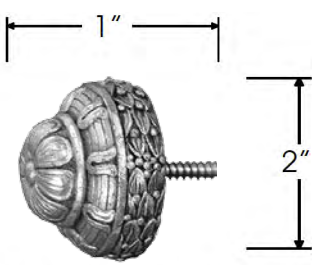
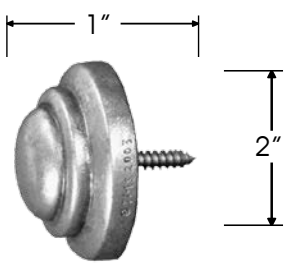
Size	 2.5"W x 3.5"D x 2.5"H	 2.5"W x 3.5"D x 2.5"H	 2.5"W x 4.5"D x 2.5"H
------	--	---	--

1 3/8" Compatible Finials



Styles	Bouquet 38WF05 SHOWN IN FAUX WOOD	Windsor Endcap 38WH01 SHOWN IN GILDED GOLD	Endcap 38WH005 SHOWN IN AGED WHITE
Sold As	EACH	EACH	EACH





Finishes	 Antique Silver AS  Faux Wood AW  Gilded Gold RG  Aged White WHT  Faux Wood/ Gold 021	 Antique Silver AS  Faux Wood AW  Gilded Gold RG  Aged White WHT  Faux Wood/ Gold 021  Bronze/Black 028	 Antique Silver AS  Faux Wood AW  Gilded Gold RG  Aged White WHT  Bronze/Black 028
----------	---	--	---

Size	 2.5"W x 4.75"D x 2.5"H	 2"W x 1"D x 2"H	 2"W x 1"D x 2"H
------	---	---	--






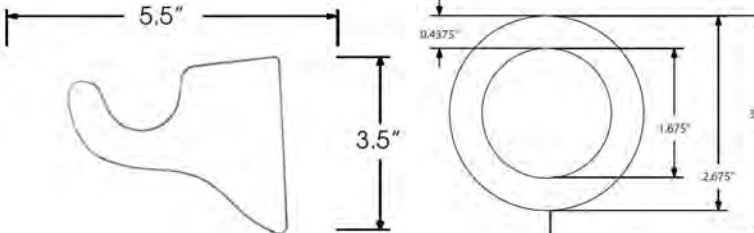
1 3/8" Compatible Finials



























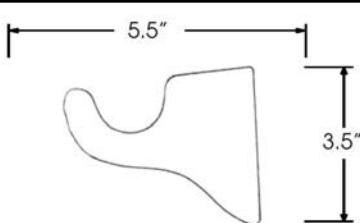
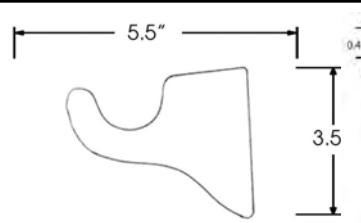
New Modern Design
Solid Cast
Clear Acrylic
Oval Fluted Finial

Styles	Clear Acrylic Oval Fluted Finial 38AF101 SHOWN IN ANTIQUE SILVER - AS	
Sold As	EACH	
Finishes	<div><div><p>Antique Silver AS</p></div><div><p>Bronze/Black 028</p></div><div><p>Gilded Gold RG</p></div></div>	
Size	<div><div><p>3.75"</p><p>2.5"</p><p>2.5"W x 3.75"D x 2.5"H</p></div></div>	


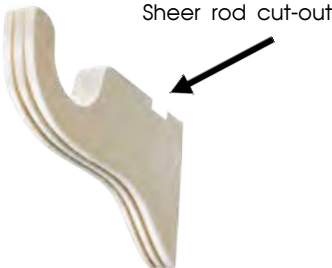












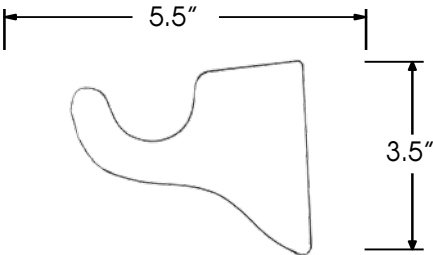
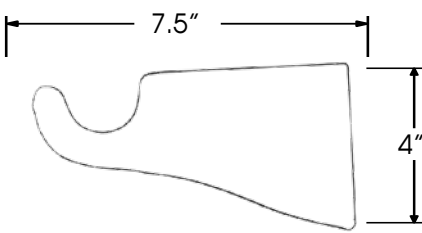
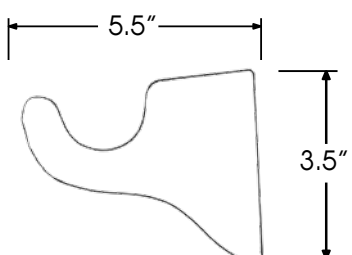
1 3/8" Compatible Brackets & Rings

				
Styles	End Holders 38WH03 SHOWN IN GILDED GOLD		Fleur Design 38WB01 SHOWN IN GILDED GOLD	Fleur Design 38WR01 SHOWN IN GILDED GOLD
Sold As	PAIR		PAIR	SET OF 7
Finishes	 <p>Antique Silver AS</p> <p>Faux Wood AW</p> <p>Gilded Gold RG</p> <p>Aged White WHT</p> <p>bronze/Black 028</p>		 <p>Antique Silver AS</p> <p>Faux Wood AW</p> <p>Gilded Gold RG</p> <p>Aged White WHT</p>	
Size	 <p>0.75"W x 1.5"D x 1.5"H</p>		 <p>1"W x 5.5"D x 3.5"H RETURN 3.5"</p>	

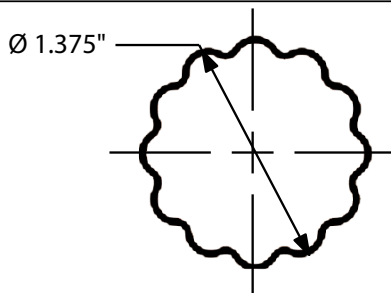
1 3/8" Compatible Brackets & Rings

									
Styles	38WB02	Ornamental Design SHOWN IN ANTIQUE SILVER	38WR02	38WB03	Laurel Design SHOWN IN FAUX WOOD/GOLD	38WR03			
Sold As	PAIR		SET OF 7	PAIR		SET OF 7			
Finishes			Antique Silver AS					Antique Silver AS	
			Faux Wood AW					Faux Wood AW	
			Gilded Gold RG					Gilded Gold RG	
			Aged White WHT					Aged White WHT	
			Faux Wood/Gold 021					Faux Wood/Gold 021	
Size	 <p>1"W x 5.5"D x 3.5"H RETURN 3.5"</p>			 <p>1"W x 5.5"D x 3.5"H RETURN 3.5"</p>					


















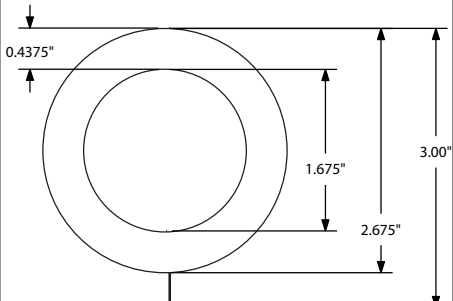
1 3/8" Compatible Brackets

			
Styles	Ribbed Design 38WB05 SHOWN IN ANTIQUE SILVER	Ribbed Design 38WB605 SHOWN IN AGED WHITE	Smooth Design 38WB06 SHOWN IN BRONZE/BLACK
Sold As	PAIR	PAIR	PAIR
Finishes	 Antique Silver AS  Faux Wood AW  Gilded Gold RG  Aged White WHT  Bronze/Black 028	 Antique Silver AS  Faux Wood AW  Gilded Gold RG  Aged White WHT  Bronze/Black 028	 Bronze/Black 028
Size	 1"W x 5.5"D x 3.5"H RETURN 3.5"	 1"W x 7.5"D x 4"H RETURN 6"	 1"W x 5.5"D x 3.5"H RETURN 3.5"










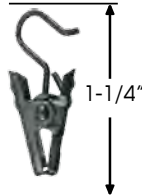

1 3/8" Compatible Rings & Poles



All drapery poles can be fabricated into Custom Traverse Rods. See easy to use order forms on pages 92-93.

Styles	Smooth Design 38WR05 SHOWN IN ANTIQUE SILVER	1-3/8" Poles	Custom Traverse Rods See Page 85-98
Sold As	SET OF 7	EACH	EACH
Finishes	<div><div>Antique Silver AS</div></div> <div><div>Faux Wood AW</div></div> <div><div>Gilded Gold RG</div></div> <div><div>Aged White WHT</div></div> <div><div>Bronze/Black 028</div></div>	<div><div>Antique Silver AS</div></div> <div><div>Faux Wood AW</div></div> <div><div>Gilded Gold RG</div></div> <div><div>Aged White WHT</div></div> <div><div>Faux Wood/Gold 021</div></div> <div><div>Bronze/Black 028</div></div> <div><div>Bronze/Black 028 Smooth Pole</div></div>	<div><div>Antique Silver AS</div></div> <div><div>Faux Wood AW</div></div> <div><div>Gilded Gold RG</div></div> <div><div>Aged White WHT</div></div> <div><div>Bronze/Black 028</div></div>
Size		<div>REEDED</div> <div>4' 38WP201</div> <div>6' 38WP202</div> <div>8' 38WP203</div> <div>12' 38WP212</div>	<div>SMOOTH</div> <div>4' 38WP301</div> <div>6' 38WP302</div> <div>8' 38WP303</div> <div>Poles may be cut to specific lengths for a \$10 charge.</div> <div>Allow a 1/8" variance.</div> <div>Cut length must be submitted in writing, and once poles are cut they may not be returned.</div>

1 3/8" Compatible Accessories

			
Styles	Elbow 38WH07 SHOWN IN BRONZE/BLACK	Elbow 38WH02 SHOWN IN GILDED GOLD	Rod Connector WH004
Sold As	EACH	EACH	EACH
Finishes	 Bronze/Black 028	 Antique Silver AS  Faux Wood AW  Gilded Gold RG  Aged White WHT  Bronze/Black 028	 1-1/4" Fabric Clip WMC-1 SET OF 4 
Size	1.375"W x 5"D x 1.375"H EXTENDED 1.375"W x 3.5"D x 3.5"H ANGLE Flexible elbow joint that can be moved straight to a 90 degree angle in either direction.	1.375"W x 5"D x 1.375"H EXTENDED 1.375"W x 3.5"D x 3.5"H ANGLE Flexible elbow joint that can be moved straight to a 90 degree angle in either direction.	Teflon Tape TEF-TAPE-5Y 5 YARD ROLL

TMS - *Menagerie*

Display Boards are available on all TMS-Menagerie drapery hardware. Select our standard display boards shown below, or we can fabricate a custom display.

Contact TMS-Menagerie Customer Service for details: 407.339.4768



MEN-03 Menagerie Display Board




MEN-01 Modern Display Board



Custom TECH Track display board















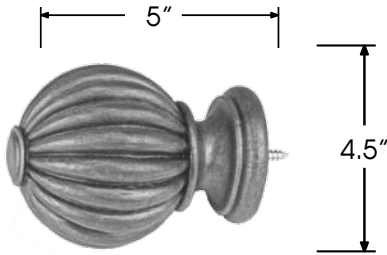
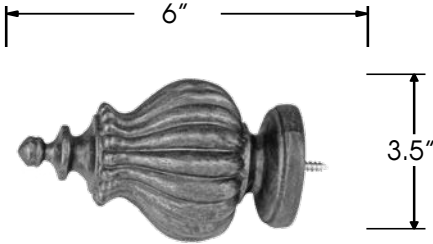

Custom Bamboo hardware display board
















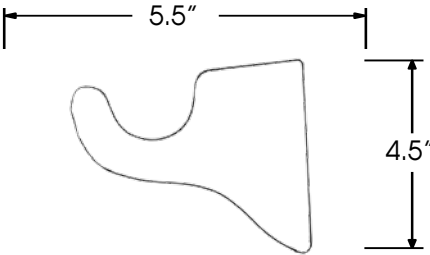
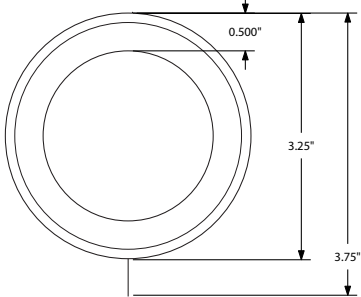
Mélange

2" Compatible Drapery Hardware
Transitional Designs

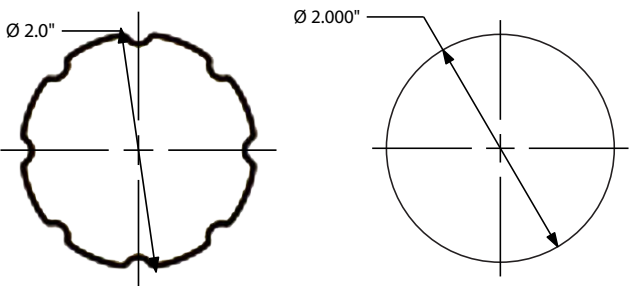
2" Compatible Finials

			
Styles	Fluted Ball WF135 SHOWN IN BLACK WALNUT	Classique WF136 SHOWN IN BRONZE/BLACK	Urban Artichoke WF138 SHOWN IN VINTAGE GOLD
Sold As	EACH	EACH	EACH
Finishes	 Black Walnut BW	 Black Walnut BW	 Black Walnut BW
	 Vintage Gold VG	 Vintage Gold VG	 Vintage Gold VG
	 Bronze/Black 028	 Bronze/Black 028	 Bronze/Black 028
Size	 4.5"W x 5"D x 4.5"H	 3.5"W x 6"D x 3.5"H	 2.5"W x 6.5"D x 2.5"H

2" Compatible Finials, Brackets, & Rings

			
Styles	End Cap WF140 SHOWN IN BLACK WALNUT	Camelback Bracket WBC SHOWN IN VINTAGE GOLD	Camelback Ring WRC SHOWN IN BLACK WALNUT
Sold As	EACH	PAIR	SET OF 7
Finishes	 Black Walnut BW  Vintage Gold VG  Bronze/Black 028	 Black Walnut BW  Vintage Gold VG  Bronze/Black 028	 Black Walnut BW  Vintage Gold VG  Bronze/Black 028
Size	 1.25"W x 1.25"D x 3"H	 1"W x 5.5"D x 4.5"H RETURN 3.5"	 0.500" 3.25" 3.75"

2" Diameter Poles & Holdbacks



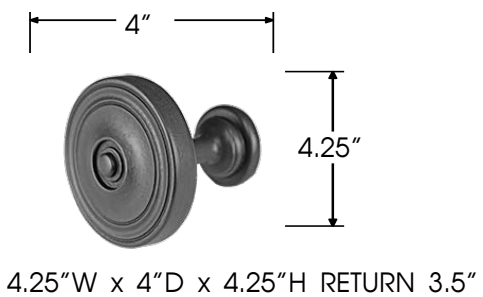
Each Holdback includes a wall mount plate

Styles	POLES		Tieback WT014 SHOWN IN VINTAGE GOLD	
Sold As	EACH		EACH	

Finishes



Size	SMOOTH	FLUTED	Poles may be cut to specific lengths for a \$10 charge. Allow a 1/8" variance. Cut length must be submitted in writing, and once poles are cut they may not be returned.
	4' WP301	4' WP201	
	6' WP302	6' WP202	
	8' WP303	8' WP203	
		12' WP212	










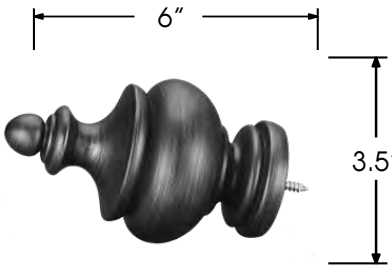

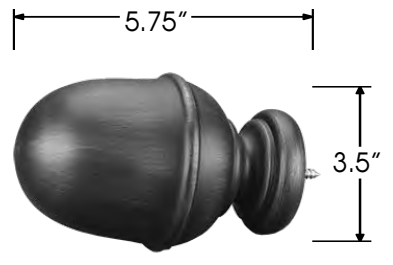


2" COMPATIBLE URBAN DWELLINGS



















All-Wood Drapery Hardware
Artistic Urban Designs











2" Compatible Finials

			
Styles	Chelsea F011 SHOWN IN SOHO EBONY	Belle of the Ball F06 SHOWN IN FRUITWOOD	Nroca F014 SHOWN IN WALNUT
Sold As	EACH	EACH	EACH
Finishes	<div>Fruitwood FW</div> <div>Soho Ebony SE</div> <div>Urban Bronze UB</div> <div>Walnut WN</div>	<div>Fruitwood FW</div> <div>Soho Ebony SE</div> <div>Urban Bronze UB</div> <div>Walnut WN</div>	<div>Fruitwood FW</div> <div>Soho Ebony SE</div> <div>Urban Bronze UB</div> <div>Walnut WN</div>
Size	<div><p>6"</p><p>3.5"</p><p>3.5"W x 6"D x 3.5"H</p></div>	<div><p>4.75"</p><p>3.5"</p><p>3.5"W x 4.75"D x 3.5"H</p></div>	<div><p>5.75"</p><p>3.5"</p><p>3.5"W x 5.75"D x 3.5"H</p></div>
















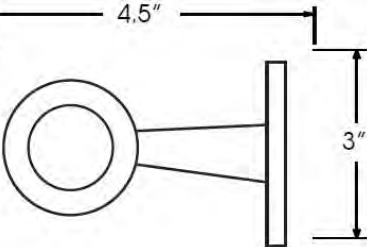
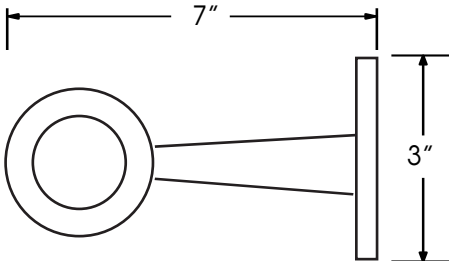
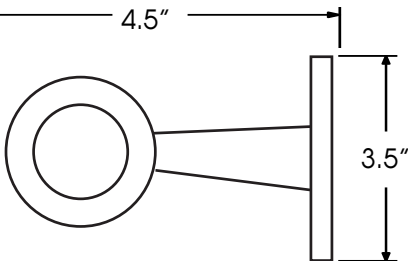
2" Compatible Finials

			
Styles	Domus Loft F017 SHOWN IN SOHO EBONY	Gramercy F072 SHOWN IN URBAN BRONZE	Capiz Shell F019 SHOWN IN WALNUT
Sold As	EACH	EACH	EACH
Finishes	 Fruitwood FW  Soho Ebony SE  Urban Bronze UB  Walnut WN	 Fruitwood FW  Soho Ebony SE  Urban Bronze UB  Walnut WN	 Urban Bronze UB  Walnut WN
Size	 4"W x 4.75"D x 4"H	 2.75"W x 1.75"D x 2.75"H	 3.75"W x 4.5"D x 3.75"H

2" Compatible Finials & Brackets

			
Styles	End Holder C012 SHOWN IN URBAN BRONZE	Nolita Bracket B01W3 SHOWN IN WALNUT	Nolita Bracket B01W6 SHOWN IN SOHO EBONY
Sold As	PAIR	PAIR	PAIR
Finishes	 Fruitwood FW  Soho Ebony SE  Urban Bronze UB  Walnut WN	 Fruitwood FW  Soho Ebony SE  Urban Bronze UB  Walnut WN	 Fruitwood FW  Soho Ebony SE  Urban Bronze UB  Walnut WN
Size	 2.25"W x 1.5"D x 2.25"H	 0.75"W x 4.5"D x 2.5"H RETURN 3.5"	 0.75"W x 7"D x 3.75"H RETURN 6"

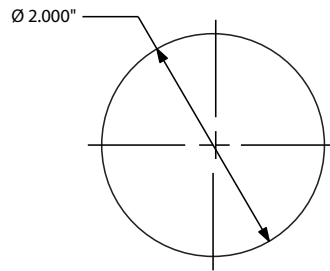
2" Compatible Brackets

			
Styles	Moda Bracket B02W3 SHOWN IN URBAN BRONZE	Moda Bracket B02W6 SHOWN IN SOHO EBONY	Support Bracket 3.5" CB02W3 SHOWN IN WALNUT
Sold As	PAIR	PAIR	EACH
Finishes	 Fruitwood FW  Soho Ebony SE  Urban Bronze UB  Walnut WN	 Fruitwood FW  Soho Ebony SE  Urban Bronze UB  Walnut WN	 Fruitwood FW  Soho Ebony SE  Urban Bronze UB  Walnut WN
Size	 2"W x 4.5"D x 3"H RETURN 3.5"	 2"W x 7"D x 3"H RETURN 6"	 2"W x 4.5"D x 3.5"H RETURN 3.5"










2" Compatible Brackets

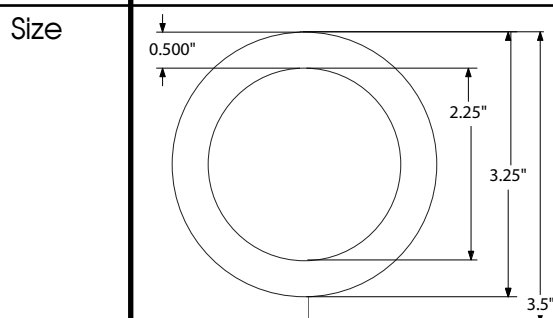
		
Styles	Support Bracket 3.5" CB0123 SHOWN IN FRUITWOOD	Support Bracket 6" CB0126 SHOWN IN URBAN BRONZE
Sold As	EACH	EACH
Finishes	<div><div>Fruitwood FW</div></div> <div><div>Soho Ebony SE</div></div> <div><div>Urban Bronze UB</div></div> <div><div>Walnut WN</div></div>	<div><div>Fruitwood FW</div></div> <div><div>Soho Ebony SE</div></div> <div><div>Urban Bronze UB</div></div> <div><div>Walnut WN</div></div>
Size	 <div>5.75"W x 5.5"D x 1"H RETURN 3.5"</div>	 <div>5.75"W x 7.5"D x 1"H RETURN 6"</div>

2" Compatible Rings, Poles & Traverse Tracks



All drapery poles can be fabricated into Custom Traverse Rods

Styles	Flat Edge Ring R01 SHOWN IN SOHO EBONY	Smooth Poles	Custom Traverse Rods See Page 85-98
Sold As	SET OF 4	EACH	
Finishes	 Fruitwood FW  Soho Ebony SE  Urban Bronze UB  Walnut WN	 Fruitwood FW  Soho Ebony SE  Urban Bronze UB  Walnut WN	 Fruitwood FW  Soho Ebony SE  Urban Bronze UB  Walnut WN



SMOOTH

4' SPW24

6' SPW26

8' SPW28

12' SPW212












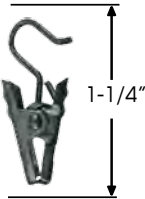

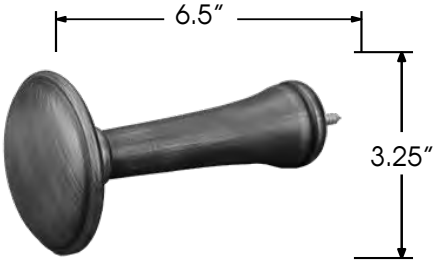
Poles may be cut to specific lengths for a \$10 charge.

Allow a 1/8" variance.

Cut length must be submitted in writing, and once poles are cut they may not be returned.

Easy to use Custom Traverse Rod order forms on pages 92-93
















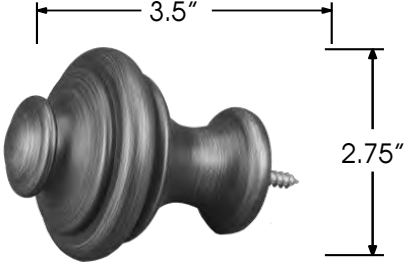
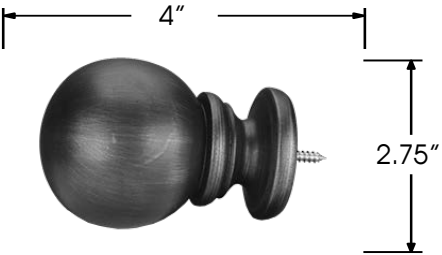
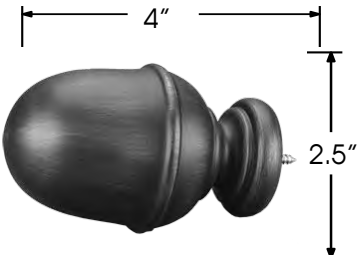
2" Compatible Holdbacks, Elbows & Accessories

			
Styles	Tieback T013 SHOWN IN WALNUT	Elbow EB02 SHOWN IN URBAN BRONZE	Pole Connector WH004
Sold As	EACH	EACH	EACH
Finishes	<div><p>Fruitwood FW</p></div> <div><p>Soho Ebony SE</p></div> <div><p>Urban Bronze UB</p></div> <div><p>Walnut WN</p></div>	<div><p>Fruitwood FW</p></div> <div><p>Soho Ebony SE</p></div> <div><p>Urban Bronze UB</p></div> <div><p>Walnut WN</p></div>	<div></div> <div>Fabric Clip WMC-1</div> <div>SET OF 4</div> <div></div>
Size	 <p>6.5" 3.25" 3.25"</p> <p>3.25"W x 6.5"D x 3.25"H RETURN 6"</p>	<p>2"W x 5"D x 2"H EXTENDED 2"W x 3.5"D x 3.5"H ANGLE</p> <p>Flexible elbow joint that can be moved straight to a 90 degree angle in either direction.</p>	<div>Teflon Tape TEF-TAPE-5Y</div> <div>5 YARD ROLL</div>

URBAN DWELLINGS 1 ^{3/8"}














1 3/8" Compatible Finials

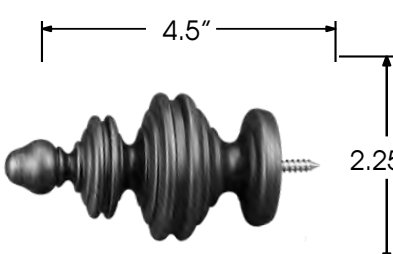


			
Styles	Chloe F09 SHOWN IN URBAN BRONZE	Belle of the Ball F063 SHOWN IN FRUITWOOD	Nroca F0143 SHOWN IN WALNUT
Sold As	EACH	EACH	EACH
Finishes	 Fruitwood FW  Soho Ebony SE  Urban Bronze UB  Walnut WN	 Fruitwood FW  Soho Ebony SE  Urban Bronze UB  Walnut WN	 Fruitwood FW  Soho Ebony SE  Urban Bronze UB  Walnut WN
Size	 2.75"W x 3.5"D x 2.75"H	 2.75"W x 4"D x 2.75"H	 2.5"W x 4"D x 2.5"H

1 3/8" Compatible Finials

















Styles	Tribeca F010 SHOWN IN SOHO EBONY	Gramercy F073 SHOWN IN URBAN BRONZE	Quad Endcap F015 SHOWN IN WALNUT
Sold As	EACH	EACH	EACH

















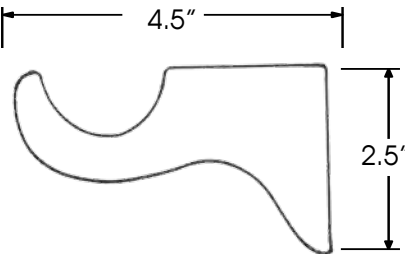
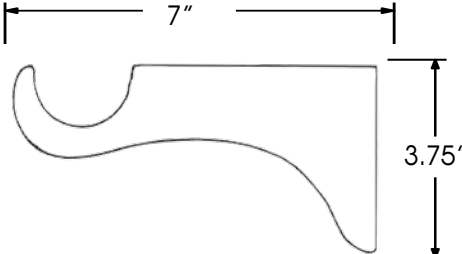
Finishes	 Soho Ebony SE  Urban Bronze UB  Walnut WN	 Fruitwood FW  Soho Ebony SE  Urban Bronze UB  Walnut WN	 Fruitwood FW  Soho Ebony SE  Urban Bronze UB  Walnut WN
----------	---	---	--

Size	 2.25"W x 4.5"D x 2.25"H	 1.75"W x 1.5"D x 1.75"H	 2"W x 1"D x 2"H
------	--	---	--
















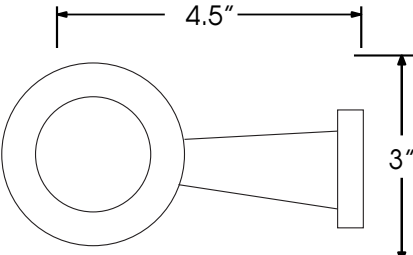
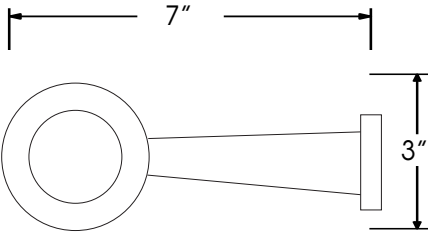
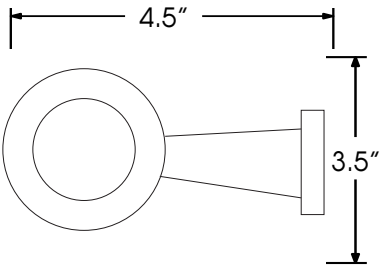
1 3/8" Compatible Finials

			
Styles	Galo F016 SHOWN IN URBAN BRONZE	Capiz Shell F084 SHOWN IN WALNUT	Glass Oval F083 SHOWN IN URBAN BRONZE
Sold As	EACH	EACH	EACH
Finishes	<div>Fruitwood FW</div> <div>Soho Ebony SE</div> <div>Urban Bronze UB</div> <div>Walnut WN</div>	<div>Urban Bronze UB</div> <div>Walnut WN</div>	<div>Urban Bronze UB</div> <div>Walnut WN</div>
Size	<div> 3.5"W x 2.75"D x 2.5"H</div>	<div> 2.25"W x 4"D x 2.25"H</div>	<div> 2"W x 4"D x 2"H</div>

1 3/8" Compatible Brackets

			
Styles	End Holder C013 SHOWN IN URBAN BRONZE	Nolita Bracket 3.5" B03W3 SHOWN IN WALNUT	Nolita Bracket 6" B03W6 SHOWN IN SOHO EBONY
Sold As	PAIRS	PAIR	PAIR
Finishes	 Fruitwood FW  Soho Ebony SE  Urban Bronze UB  Walnut WN	 Fruitwood FW  Soho Ebony SE  Urban Bronze UB  Walnut WN	 Fruitwood FW  Soho Ebony SE  Urban Bronze UB  Walnut WN
Size	 1.75"W x 1"D x 1.75"H	 0.75"W x 4.5"D x 2.5"H RETURN 3.5"	 0.75"W x 7"D x 3.75"H RETURN 6"
















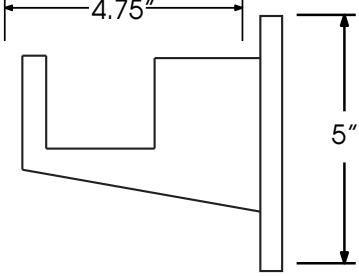
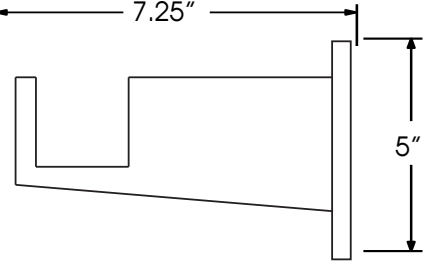
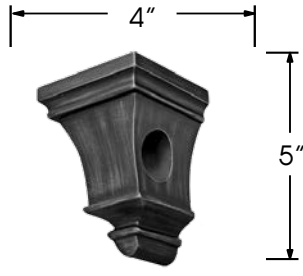
1 3/8" Compatible Brackets

			
Styles	Moda Bracket 3.5" B04W3 SHOWN IN URBAN BRONZE	Moda Bracket 6" B04W6 SHOWN IN SOHO EBONY	Support Bracket 3.5" CB04W3 SHOWN IN WALNUT
Sold As	PAIR	PAIR	EACH
Finishes	<div><div>Fruitwood FW</div></div> <div><div>Soho Ebony SE</div></div> <div><div>Urban Bronze UB</div></div> <div><div>Walnut WN</div></div>	<div><div>Fruitwood FW</div></div> <div><div>Soho Ebony SE</div></div> <div><div>Urban Bronze UB</div></div> <div><div>Walnut WN</div></div>	<div><div>Fruitwood FW</div></div> <div><div>Soho Ebony SE</div></div> <div><div>Urban Bronze UB</div></div> <div><div>Walnut WN</div></div>
Size	<div><div>2"W x 4.5"D x 3"H RETURN 3.5"</div></div>	<div><div>2"W x 7"D x 3"H RETURN 6"</div></div>	<div><div>2"W x 4.5"D x 3.5"H RETURN 3.5"</div></div>
















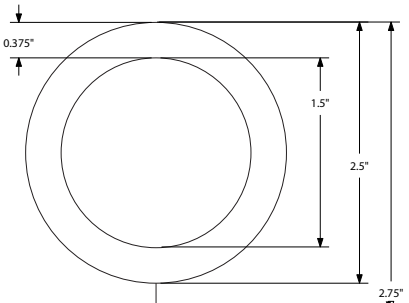
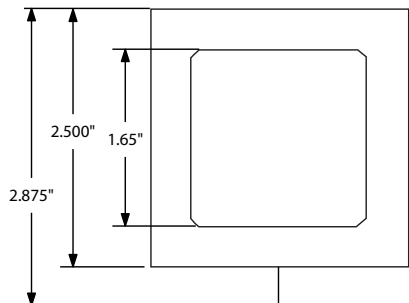
1 3/8" Compatible Brackets

			
Styles	Support Bracket 6" CB04W6 SHOWN IN SOHO EBONY	Support Bracket CB2023 SHOWN IN FRUITWOOD	Support Bracket CB2026 SHOWN IN URBAN BRONZE
Sold As	EACH	EACH	EACH
Finishes	 Fruitwood FW  Soho Ebony SE  Urban Bronze UB  Walnut WN	 Fruitwood FW  Soho Ebony SE  Urban Bronze UB  Walnut WN	 Fruitwood FW  Soho Ebony SE  Urban Bronze UB  Walnut WN
Size	 2"W x 7"D x 3.5"H RETURN 6"	 5.75"W x 5.5"D x 1"H RETURN 3.5"	 5.75"W x 7.5"D x 1"H RETURN 6"

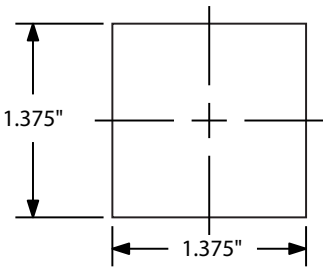
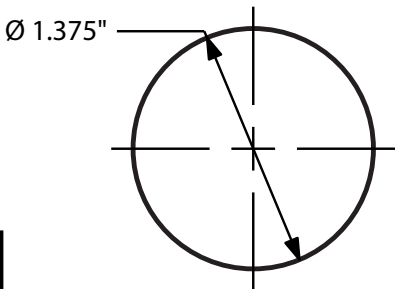
1 3/8" Compatible Brackets

			
Styles	East Village Bracket B063 SHOWN IN URBAN BRONZE	East Village Bracket B066 SHOWN IN SOHO EBONY	Sconce B05 SHOWN IN FRUITWOOD
Sold As	PAIR	PAIR	EACH
Finishes	<div><div>Fruitwood FW</div></div> <div><div>Soho Ebony SE</div></div> <div><div>Urban Bronze UB</div></div> <div><div>Walnut WN</div></div>	<div><div>Fruitwood FW</div></div> <div><div>Soho Ebony SE</div></div> <div><div>Urban Bronze UB</div></div> <div><div>Walnut WN</div></div>	<div><div>Fruitwood FW</div></div> <div><div>Soho Ebony SE</div></div> <div><div>Urban Bronze UB</div></div> <div><div>Walnut WN</div></div>
Size	 <div>1"W x 4.75"D x 5"H RETURN 3.5"</div>	 <div>1"W x 7.25"D x 5"H RETURN 6"</div>	 <div>4"W x 4"D x 5"H RETURN 2.5</div>

1 3/8" Compatible Rings & Elbows.

			
Styles	Flat Edge Ring R03 SHOWN IN SOHO EBONY	QUAD Ring R02 SHOWN IN URBAN BRONZE	Elbow EB01 SHOWN IN URBAN BRONZE
Sold As	SET OF 7	SET OF 7	EACH
Finishes	 Fruitwood FW  Soho Ebony SE  Urban Bronze UB  Walnut WN	 Fruitwood FW  Soho Ebony SE  Urban Bronze UB  Walnut WN	 Fruitwood FW  Soho Ebony SE  Urban Bronze UB  Walnut WN
Size			<p>1.375"W x 5"D x 1.375"H EXTENDED 1.375"W x 3.5"D x 3.5"H ANGLE</p> <p>Flexible elbow joint that can be moved straight to a 90 degree angle in either direction.</p>

1 3/8" Compatible poles & Traverse Tracks



All drapery poles can be fabricated into Custom Traverse Rods

Styles	Smooth Poles	QUAD Poles	Custom Traverse Rods See Page 85-98
Sold As	EACH	EACH	
Finishes	<div><p>Fruitwood FW</p><p>Soho Ebony SE</p><p>Urban Bronze UB</p><p>Walnut WN</p></div>	<div><p>Fruitwood FW</p><p>Soho Ebony SE</p><p>Urban Bronze UB</p><p>Walnut WN</p></div>	<div><p>Fruitwood FW</p><p>Soho Ebony SE</p><p>Urban Bronze UB</p><p>Walnut WN</p></div>
Size	<div><p>SMOOTH</p><p>4' SPW34</p><p>6' SPW36</p><p>8' SPW38</p><p>12' SPW312</p></div> <div><p>Poles may be cut to specific lengths for a \$10 charge.</p><p>Allow a 1/8" variance.</p><p>Cut length must be submitted in writing, and once poles are cut they may not be returned.</p></div>	<div><p>QUAD</p><p>4' SQP4</p><p>6' SQP6</p><p>8' SQP8</p></div>	<p>Easy to use Custom Traverse Rod order forms on pages 92-93</p>



















TMS - *Menagerie*®

CASA OUTDOOR DRAPERY HARDWARE



















Powder Coated Metal Drapery Hardware















Metal Finials

			
Styles	Ball F0058 SHOWN IN BLACK	Pyramid F0061 SHOWN IN GOLD	Mushroom F0059 SHOWN IN GUNMETAL
Sold As	PAIR	PAIR	PAIR
Finishes	 Gold - 01	 Gold - 01	 Gold - 01
	 Bronze - 02	 Bronze - 02	 Bronze - 02
	 Black - 03	 Black - 03	 Black - 03
	 Gunmetal - 04	 Gunmetal - 04	 Gunmetal - 04
	 3"W x 4.5"D x 3"H	 2.25"W x 3"D x 2.25"H	 2.75"W x 2.5"D x 2.75"H

Metal Finials


			
Styles	End Cap F0060 SHOWN IN GUNMETAL	Fleur Design K72231 SHOWN IN GUNMETAL	Decorative Spear F0057 SHOWN IN BRONZE
Sold As	PAIR	PAIR	PAIR
Finishes	 Gold - 01  Bronze - 02  Black - 03  Gunmetal - 04	 Gold - 01  Bronze - 02  Black - 03  Gunmetal - 04	 Gold - 01  Bronze - 02  Black - 03  Gunmetal - 04
Size	 2.25"W x 2.25"D x 2.25"H	 2"W x 9"D x 5"H	 2"W x 8"D x 4"H

Metal Finials

		
Styles	Folded Leaf K72233 SHOWN IN BRONZE	Leaf with Square Base K72232 SHOWN IN GOLD
Sold As	PAIR	
Finishes	<div>Gold - 01</div> <div>Bronze - 02</div> <div>Black - 03</div> <div>Gunmetal - 04</div>	<div>Gold - 01</div> <div>Bronze - 02</div> <div>Black - 03</div> <div>Gunmetal - 04</div>
Size	<div> 4"W x 10"D x 5.5"H</div>	<div> 3"W x 10.5"D x 6"H</div>

Metal Brackets

SET SCREW



Styles	Double Plate TLC SHOWN IN BRONZE	Double Plate Full Ring TLR SHOWN IN BLACK	Ceiling Ring CBR SHOWN IN GOLD
Sold As	EACH	EACH	EACH

Finishes	Gold - 01	Gold - 01	Gold - 01
	Bronze - 02	Bronze - 02	Bronze - 02
	Black - 03	Black - 03	Black - 03
	Gunmetal - 04	Gunmetal - 04	Gunmetal - 04

Size	<p>4.25"</p> <p>4"</p> <p>1.5"W x 4.25"D x 4"H RETURN 3.5"</p>	<p>4"</p> <p>4"</p> <p>1.5"W x 4"D x 4"H RETURN 3.5"</p>	<p>4"</p> <p>3"</p> <p>1.5"W x 4"D x 3"H RETURN 2.5"</p>
------	--	--	--

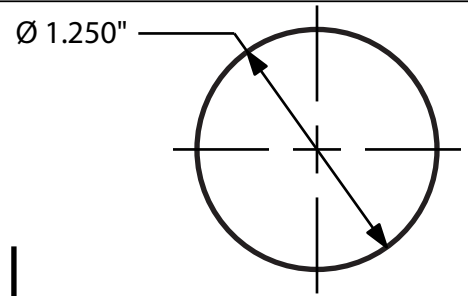
CASA Outdoor Collection

Metal Brackets

			
Styles	Simple Wall Bracket SLB SHOWN IN GUNMETAL	Outside Mount J Cup OJC SHOWN IN BLACK	Inside Mount IWC SHOWN IN GOLD
Sold As	EACH	EACH	EACH
Finishes	<div>Gold - 01</div>  <div>Bronze - 02</div>  <div>Black - 03</div>  <div>Gunmetal - 04</div> 	<div>Gold - 01</div>  <div>Bronze - 02</div>  <div>Black - 03</div>  <div>Gunmetal - 04</div> 	<div>Gold - 01</div>  <div>Bronze - 02</div>  <div>Black - 03</div>  <div>Gunmetal - 04</div> 
Size	 <div>1"W x 4"D x 2"H RETURN 3.5"</div>	 <div>1.5"W x 2"D x 4"H RETURN 1"</div>	 <div>1.5"W x 1.5"D x 4"H</div>

CASA Outdoor Collection

Metal Rings & Poles



Styles	Braided Rings K72299 SHOWN IN BRONZE	Smooth Rings K72298 SHOWN IN GUNMETAL	Smooth Metal Poles
Sold As	SET OF 8	SET OF 8	EACH

Finishes	 Gold - 01		 Gold - 01		 Gold - 01
	 Bronze - 02		 Bronze - 02		 Bronze - 02
	 Black - 03		 Black - 03		 Black - 03
	 Gunmetal - 04		 Gunmetal - 04		 Gunmetal - 04

Size					<p>SMOOTH METAL</p> <p>4' K72457/4</p> <p>6' K72457/6</p> <p>8' K72457/8</p> <p>Poles may be cut to specific lengths for a \$10 charge.</p>
------	--	--	--	--	---

Elbows & Connectors

			
Styles	Elbow K73207 SHOWN IN BLACK	Connector PM102	Cut Pole Adaptor PM101
Sold As	EACH	EACH	EACH
Finishes	Gold - 01 	 Cut Pole Connector (PM102) is to be used at an installation when you want to connect two round smooth poles to make a longer pole. Simply squeeze connector, insert into one end of cut pole and attach the other pole for a tight fit. 	 K72457 metal pole before being cut  After being cut  After cutting pole insert PM101 into opening  Tap into pole end using a hammer  Insert finial into installed PM101
	Bronze - 02 		
	Black - 03 		
	Gunmetal - 04 		
Size	1.25"W x 5"D x 1.25"H EXTENDED 1.25"W x 3.5"D x 3.5"H ANGLE Flexible elbow joint that can be moved straight to a 90 degree angle in either direction	Fabric Clip WMC-1	
		SET OF 4	
			
		5 YARD ROLL	
		Apply to top of pole to reduce friction and help rings glide.	

Metal Outdoor & Indoor Traverse Rods

Outdoor/Indoor Traverse Rods offered up to 16 feet in length in 4 finish colors.

*Instructions on how to order along with easy-to-follow order forms are available in the Custom Traverse Rod section of the catalog that begins on page 85.

Outdoor/Indoor Traverse Rod Finishes



01-GOLD

02-BRONZE

03-BLACK

04-GUNMETAL



Features:

- Rust resistant ball bearing carriers
- Available with "Marine Grade" cord or baton draw.
- Hidden center supports provided.
- Available as single or double traverse system.
- Outdoor traverse rods come with a 3 year manufacturers warranty on components.

SHOWN

Item # TRAV1-4-03


4 Foot Single Outdoor Traverse In Black

1-1/4" Metal Pole Fascia Selections.

Heavy Duty dual carrier track. Powder coated to color coordinate with 1-1/4" metal pole fascia selections.



The powder coated Pole Fascias are permanently attached to the heavy duty dual carrier tracks. This produces a robust system designed for outdoor conditions.



Metal Outdoor & Indoor Traverse Rods

Outdoor/Indoor Traverse Rods offered up to 16 feet in length in 4 finish colors.



- Mounting brackets are available in matching powder coated finishes.



Heavy Duty Ball Bearing End Pulleys

- Heavy duty 1" end pulleys and ball bearing carriers rated for up to 64 lbs. 1-way draw, and 80 lbs. split draw holds fixed carrier for stack back



TRAV-1-4-03 shown with black end pulley, matching black bracket, stainless steel master carrier, and black marine grade nylon cord.



Master Carrier for Cord Draw (CDMC - L or R)

- Stainless steel arms for strength and corrosion resistance
- Multi wheel bearing master carrier for cord or baton draw systems
- Overlap is 2.5 inches for Center Draw Systems.



Master Carrier for Ripple Fold (RFMC - L or R)

- Stainless steel arms for strength and corrosion resistance
- Multi wheel bearing master carrier for cord or baton draw systems



Batons available in white fiberglass, clear acrylic (both shown left), and powder coated solid metal in black and bronze (Shown on right)

BT
BT-CLEAR

FR-WAND-MT



marine grade
"black" nylon
cord is mold and
mildew resistant





TECH

Clean and Modern Design Sophistication

Tech Drapery hardware features 1-1/8" compatible metal rods and components in three stylish metal finishes.

You will find the Tech hardware easy to install with push-on compression finials and collar brackets.

The Tech silicone lined drapery rings allow the hardware to carry heavier curtain fabrics with less drag.

Tech Collection

Metal Finials











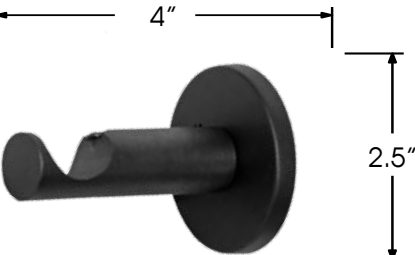
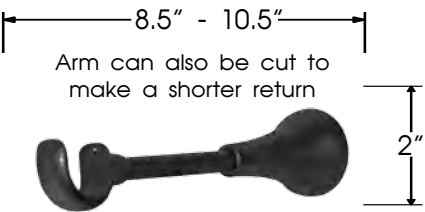
			
Styles	Tech Ball CNF1 SHOWN IN SILVER	Tech Cone CNF2 SHOWN IN BLACK	Tech Ribbed CNF3 SHOWN IN BRONZE
Sold As	EACH	EACH	EACH
Finishes	<div>Black - BL</div>  <div>Bronze - BR</div>  <div>Silver - CR</div> 	<div>Black - BL</div>  <div>Bronze - BR</div>  <div>Silver - CR</div> 	<div>Black - BL</div>  <div>Bronze - BR</div>  <div>Silver - CR</div> 
Size	 <div>2.25"W x 3.25"D x 2.25"H</div>	 <div>1.75"W x 3.25"D x 1.75"H</div>	 <div>1.25"W x 1.25"D x 1.25"H</div>

Tech Collection
Metal Finials














			
Styles	Tech Endcap CNF4 SHOWN IN SILVER	Tech Rounded CNF5 SHOWN IN BRONZE	Tech Clear Acrylic Round GCNF1 SHOWN IN SILVER
Sold As	EACH	EACH	EACH
Finishes	<div>Black - BL</div>  <div>Bronze - BR</div>  <div>Silver - CR</div> 	<div>Black - BL</div>  <div>Bronze - BR</div>  <div>Silver - CR</div> 	<div>Black - BL</div>  <div>Bronze - BR</div>  <div>Silver - CR</div> 
Size	 1.25"W x 0.5"D x 1.25"H	 2.25"W x 2.25"D x 2.25"H	 2.38"W x 3.38"D x 2.38"H

Tech Collection

Metal Brackets

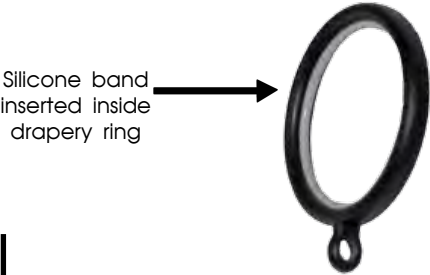







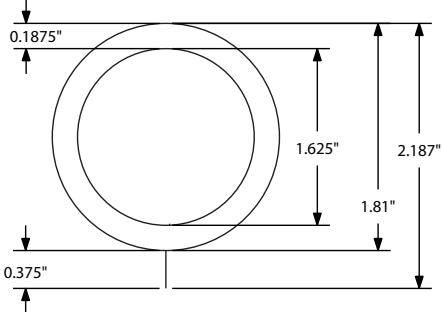
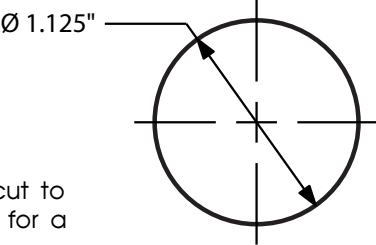
			
Styles	Tech Bracket CNB1 SHOWN IN BLACK	Extension Bracket CNB2 SHOWN IN BRONZE	Round Support Bracket CNB3 SHOWN IN SILVER
Sold As	PAIR	PAIR	PAIR
Finishes	<div>Black - BL</div>  <div>Bronze - BR</div>  <div>Silver - CR</div> 	<div>Black - BL</div>  <div>Bronze - BR</div>  <div>Silver - CR</div> 	<div>Black - BL</div>  <div>Bronze - BR</div>  <div>Silver - CR</div> 
Size	<div>  <p>2.5"W x 4"D x 2.5"H RETURN 3"</p> </div>	<div>  <p>2"W x 8.5 - 10.5"D x 2"H RETURN 8" - 10"</p> </div>	<div>  <p>1.75"W x 4"D x 1.75"H RETURN 3"</p> </div>

Metal End Holders, Holdbacks, Elbows, & Accessories

			
Styles	Tech End Holder CNE SHOWN IN BLACK	Tech Holdback CNT SHOWN IN BRONZE	Pole Connector CNC
Sold As	PAIR	EACH	EACH
Finishes	<div>Black - BL </div> <div>Bronze - BR </div> <div>Silver - CR </div>	<div>Black - BL </div> <div>Bronze - BR </div> <div>Silver - CR </div>	<div><p>Cut Pole Connector (CNC) is to be used at an installation when you want to connect two round smooth poles to make a longer pole. Simply squeeze connector, insert into one end of cut pole and attach the other pole for a tight fit.</p></div> <div></div>
			Tech Elbow CNEB
			Each
Size	<div><p>1.5"</p><p>1.5"</p><p>0.75"W x 1.5"D x 1.5"H</p></div>	<div><p>6"</p><p>4"</p><p>0.5"W x 6"D x 3.5"H</p></div>	<div><p>1-1/4"</p></div> <div>Fabric Clip WMC-1</div> <div>SET OF 4</div>

Tech Collection

Metal Drapery Rings and Poles

	 <p>Silicone band inserted inside drapery ring</p>	
Styles	Tech Ring CNR SHOWN IN BLACK	POLES CNP4 - 4' CNP6 - 6' CNP8 - 8'
Sold As	EACH	EACH
Finishes	<div>Black - BL</div>  <div>Bronze - BR</div>  <div>Silver - CR</div> 	<div>Black - BL</div>  <div>Bronze - BR</div>  <div>Silver - CR</div> 
		<div>POLE SIZES 4' CNP4 6' CNP6 8' CNP8</div> <div>  <p>Ø 1.125"</p> </div> <div>Poles may be cut to specific lengths for a \$10 charge.</div>

TMS - *Menagerie*®

TECH FAST TRACK SYSTEMS

Easy To Install Modern Traverse System

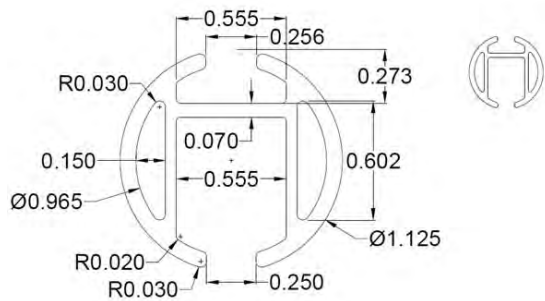
Durable • Simple Styling • Smooth Glide Ball Bearing Carriers




TECH Fast Track Traverse Rods

Durable • Simple Styling • Smooth Glide Ball Bearing Carriers

Shown in BL-Black Finish



FRT-ROD Fast track Extrusion
Diameter: 1-1/8"
Continuous length to 12 ft
Finishes: BL - Black
CR - Silver



CR - Silver Finish



BL - Black Finish



Add **BBC Micro Ball Bearing Carriers** for a smooth gliding track capable of carrying up to 64 lbs. one way draw



BBC-SC-Micro Ball Bearing Carrier for a shower curtain



FRT-PC Rod Connector (shown above)



TECH Fast Track Traverse Rods

Durable • Simple Styling • Smooth Glide Ball Bearing Carriers

TECH Fast Track Brackets



FRT-BRKT Traverse Rod Bracket (3.5" Return)

Finishes: BL - Black
CR - Silver

FRT-BRKT may be used as support brackets, or as end brackets




CNE TECH End Holder
Finishes: BL - Black
CR - Silver



FRT-DBKT Double Traverse Rod Bracket (3.5" & 6" Return)

Finishes: BL - Black
CR - Silver



TECH Fast Track shown with FRT-CBKT Ceiling Bracket



FRT-CBKT - Ceiling Bracket (2" Return)

Finishes: BL - Black
CR - Silver

TECH Fast Track Traverse Rods

Durable • Simple Styling • Smooth Glide Ball Bearing Carriers

TECH Fast Track Brackets




FRT-RBKT

Return Bracket Pair R & L (3.5" Return)

Finishes: BL - Black

CR - Silver



Install the Fast Track Return Brackets for a stylish and durable installation.



Eliminate a light gap by using the eyelet at the base of the FR-RBKT Return Bracket



FRT-B10 Adjustable Bracket (3" - 4.5" Return)

Finishes: BL - Black

CR - Silver



FRT-B11 Adjustable Center Bracket (3" - 4.5" Return)

Finishes: BL - Black

CR - Silver

TECH Fast Track Traverse Rods

Durable • Simple Styling • Smooth Glide Ball Bearing Carriers



Tech Fast Track FRT - B11 Adjustable Center Support Bracket



Batons: white fiberglass and clear acrylic available in 36", 48", 60", and 72" lengths. Black Metal Batons available in 36", and 48".



All TECH Finials can be used on the Fast Track Extrusion

BT
BT-CLEAR
FR-WAND-MT



GCNF1 Solid Clear Ball Finial



CNF2 Cone Shape Finial



CNF3 Ribbed End Cap



CNF4 End Cap



CNF5 Rounded Finial



CNF1 Ball Finial

TECH Fast Track

TECH Fast Track Traverse Rods

Durable • Simple Styling • Smooth Glide Ball Bearing Carriers



Eliminate shower curtain rings dragging across the top of the shower rod. Use the FRT-POLE with TECH End Holders for a distinctive and durable shower curtain installation.

1356 Bennett Drive
Longwood, Florida 32750
Phone: (407) 339-4768
Fax: (407) 339- 5946

TMS-Menagerie®

www.tms-menagerie.com

TECH FAST TRACK Traverse System Order Form

Fax to TMS-Menagerie (407) 339-5946

Business Name:			Date		
Address:					
Contact:			Sidemark	P.O. #	
City:	State:	Zip Code:	Phone		
Order Comments :					
Signature of Purchaser					

Order Information & Wholesale Pricing

FRT-ROD - LENGTH (\$8.00/FT) _____ Inches (For figuring price round up to nearest foot)

BRACKETS recommended every 4 feet, and where poles are spliced

The finish on brackets selected will match the finish on the FRT-ROD unless specified differently

FRT-BRKT (Single TECH Fast Track bracket: 3.5" return \$15.00 EA) _____

FRT-DBK (Double TECH Fast Track bracket: 3.5" & 6" return \$22.50 EA) _____

FRT-CBKT (TECH Fast Track ceiling bracket: 2" return \$12.50 EA) _____

FRT-RBKT (TECH Fast Track return bracket pair: 3.5" return \$40.00 PR) _____

FRT-B10 (TECH Fast Track adjustable bracket: 3.5" – 4.5" return \$17.50 EA) _____

FRT-B11 (TECH Fast Track adjustable center support bracket: 3.5" – 4.5" return \$17.50 EA) _____

CNE (TECH end holder \$10.00 EA) _____

Components for TECH Fast Track Systems

BT Batons Size: 36" ____ 48" ____ 60" ____ 72" ____ Metal Black ____ White Fiberglass ____

BBC (Micro ball bearing carriers) ____ Clear Acrylic ____

FRT-PC (Rod connector) ____

BBC-SC (Micro ball bearing carriers w/shower curtain hooks) ____

CDMC (Master Carrier for pinch pleat – Specify right or left) ____

RFMC (Master Carrier for ripple fold – Specify right or left) ____

TECH Finials Item number _____ Price _____ Quantity _____
(See TECH section of catalog for finial listing)

Total for Rods, Brackets, and Components _____

Custom French Rods

Custom bends for multiple window configurations



Custom French Rods

Simple elegance of French Rods
in 4 powder coated finishes.
Ideal for indoor & outdoor use.



French Rods


TMS - *Menagerie*®



Custom French Rods

TMS-Menagerie fabricates French Rods for indoor and outdoor applications

- French Rods are available in 5/8", 7/8", and 1-1/4" diameter sizes.
- French Rods are made from high strength steel tubing. The metal tubing walls are up to 2mm thick and provide a robust and sturdy rod that can adapt to any installation.
- French Rods are available in 4 powder coated finishes: Bronze, Ebony, Vintage Gold, Brushed Nickel.



- Standard bends are 90 degrees. The return distance for each French Rod size is listed below. The price of the bend (FR-RETURN) includes a decorative wall mounting plate, a set screw and a wrench to connect the French Rod to the wall brackets.
FR-RETURN58 – 5/8" rod with a 3-1/2" return
FR-RETURN78 – 7/8" rod with a 3-1/2" return
FR-RETURN125 – 1-1/4" rod with 3-1/2" return
- All French Rods can be fabricated in continuous lengths up to 16 feet less the return, however TMS-Menagerie will center splice all French Rods that are over 96" unless requested otherwise (Pictures shown to the right).

- It is recommended to add Support Brackets (FR-BRKT), every 5 Feet for 5/8" French Rods, every 6 feet for 7/8" French Rods, and every 7 feet for 1-1/4" French Rods (Pictures shown to the right).
- Powder coated drapery rings are made for each size French Rod.
- The 7/8" French rod can be ordered with a Passing Support Bracket (FR-PBRKT78) and Passing Rings (FR-PRING78) (Pictures shown to the right).

Pass-Through
Bracket and Ring

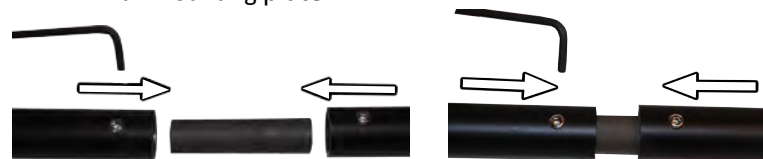


2 mm thick steel metal tubing on 7/8", and 5/8" French rods.



5/8" and 7/8" French Rods are connected to the post portion of the wall mounting plate

1-1/4" French Rods are connected to the inset screw



Top view of 7/8" compatible French Rod splice connection



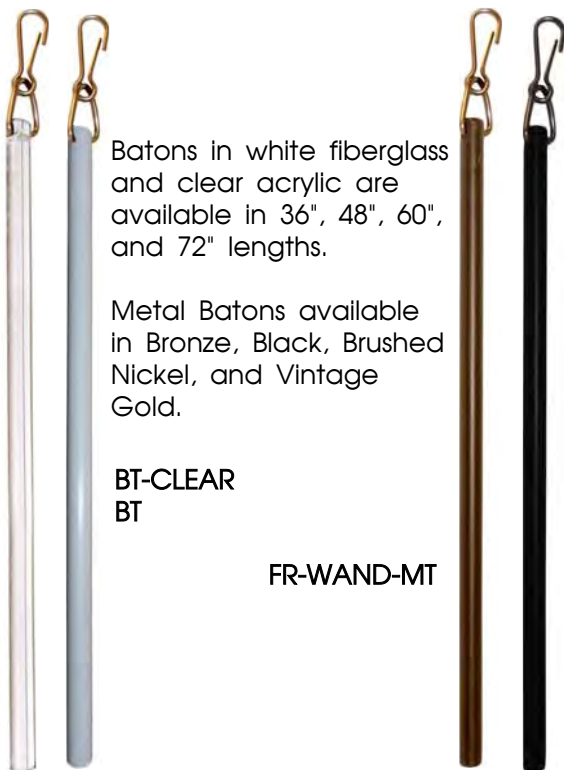
- Custom Support Brackets are available. Use item numbers: FR-CBRKT58 (5/8" compatible), FR-CBRKT78 (7/8" compatible), and FR-CBRKT125 (1-1/4" compatible).
- Custom bends are available for bay windows and special installations. Measurements must be provided. For a custom bend use item numbers: FR-BAY58 (5/8" compatible), FR-BAY78 (7/8" compatible), and FR-BAY125 (1-1/4" compatible).



Custom French Rod with grommet curtain panels



Custom French Rod with drapery rings



Batons in white fiberglass and clear acrylic are available in 36", 48", 60", and 72" lengths.

Metal Batons available in Bronze, Black, Brushed Nickel, and Vintage Gold.

BT-CLEAR
BT

FR-WAND-MT

- Inside mount Brackets are available. Picture shown below.



FR-IMBRKT58
5/8" Inside Mount Bracket
EACH

FR-IMBRKT78
7/8" Inside Mount Bracket
EACH

FR-IMBRKT125
1.25" Inside Mount Bracket
EACH

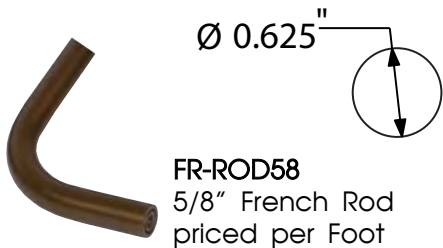
Custom French Rods

How to order Custom French Rods

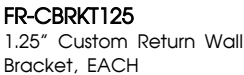
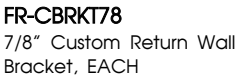
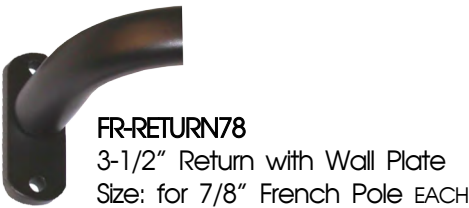
Easy to use order form shown at the end of this section

Select the length – This is your face width. Measure as if you were measuring for an outside mount curtain rod. The outside edge of each side (right & left), of the French Rod will return to the wall at the length that you submit.



Select the diameter of the French Rod – You may select 5/8", 7/8", or 1-1/4" diameter rods.



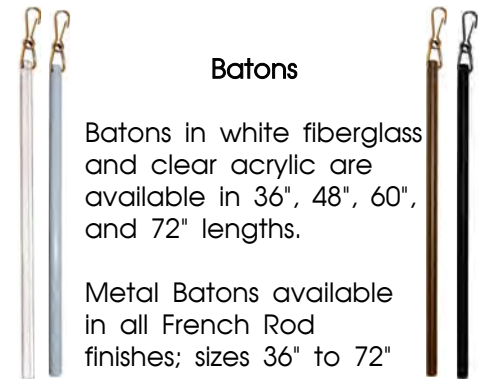

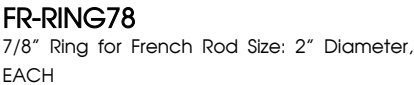

Select the return bend – This is the angle of bend that you want, and the return distance to the wall. Our standard bend is 90 degrees (shown in the rods above). The item number used for bends is FR-RETURN. All return bends come with end mounting brackets (shown below). Bay windows bends and other custom bends are available.
For Bay Window Bends use item numbers: FR-BAY58, FR-BAY78, or FR-BAY125.
For Custom Bends use item numbers: FR-CBEND58, FR-CBEND78, FR-CBEND125



Select the finish – Each item number has a finish associated with it. After you enter the item number select the finish



Select drapery rings and wands when needed



FRENCH ROD ORDER FORM**FAX TO TMS - MENAGERIE (407-339-5946)**

Business Name:			Date		
Address:					
Contact:			Sidemark	P.O. #	
City:	State:	Zip Code:	Phone		
Order Comments :					
Signature of Purchaser					

Order Information

Select & Circle the Diameter of Pole for your Treatment	5 / 8"	7 / 8"	1 1/4"
Enter "Outside Bracket" to "Outside Bracket" Measurement	INCHES _____		
Enter Powder Coat Color : (Bronze, Brushed Nickel , Vintage Gold, Ebony)			
Circle a "YES" or "NO" if "Passing Rings" are required . ONLY available on 7/8" Rod Systems	YES	NO	
Enter the number of Center Support Brackets needed			
Enter the # of Rings needed.			
Enter the Return required (Measured from Center of Rod to the Wall) 3-1/2" Return is Standard for all French Rod systems.			
Note: Custom Returns are subject to additional charge.			

Pole length is equal to the measurement of Outside Bracket to Outside Bracket, and price is rounded up to the next foot. All pricing for poles is averaged up to the next foot increment (i.e.- 5 feet, 7" = 6 foot pole price)

Telescoping Swing Arm Rods

Swing arm rods are functional curtain rods that allow your rod to swing open from side to side. Swing arm rods are an excellent solution for French doors and areas that need a movable curtain rod.

- TMS-Menagerie Swing Arm Rods are available in 4 finishes: Bronze, Pewter, Satin Black, and Vintage Gold.
- Each Swing Arm Rod has a telescoping arm that can be adjusted from 20" to 36" long, and is 5/8" in diameter.
- Swing Arm Rod are individually Packaged in a clear polybag.



TSA-B: Metal Telescoping Swing Arm Rod - Satin Black



TSA-G: Metal Telescoping Swing Arm Rod - Vintage Gold



TSA-N: Metal Telescoping Swing Arm Rod - Brushed Nickel



TSA-BRONZE: Metal Telescoping Swing Arm Rod - Bronze



CUSTOM TRAVERSE

CORD OR BATON DRAW

MOTORIZED

INDOOR & OUTDOOR APPLICATIONS

Custom cord or baton drawn traverse rods with real wood or metal fascias to match all other hardware ordered from TMS-Menagerie

Available with or without finials and decorative brackets

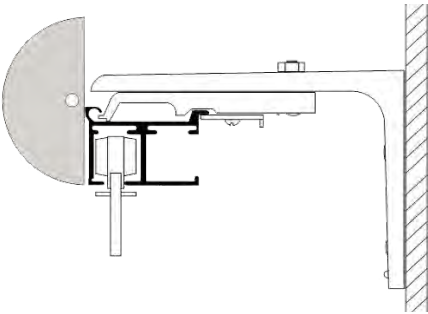
Over 33 different fascia combinations to choose from, including Metal and Square poles

Custom Size Traverse Rods

Single (TRAV1) & Double (TRAV2) Traverse Systems include the following:

- Heavy duty dual traverse tracks in powder coated bronze, white, gold, or anodized satin nickel finish.
- Maximum continuous track available up to 16 ft one way draw, and up to 32" in a center draw.
- Custom poles are spliced diagonally in the center and attached to the heavy duty traverse tracks.
- Pole diameters range from 1-3/8" to 2" diameter.
- Two end brackets (B10 or B20), and "hidden" center support brackets (B11 or B21).
- Pinch Pleat or Ripple Fold available.
- Twin wheel ball bearing master carriers that enable smooth glide
- Twin wheel micro ball bearing carriers provide 35% less stack space than standard carriers. Rated up to 80 lbs. for split draw, and 60 lbs. for one way draw.
- Tension pulley with #4 nylon cord, or batons in acrylic, white fiberglass, or solid metal (4 finishes).

TRAV-1 – SINGLE TRAVERSE ROD

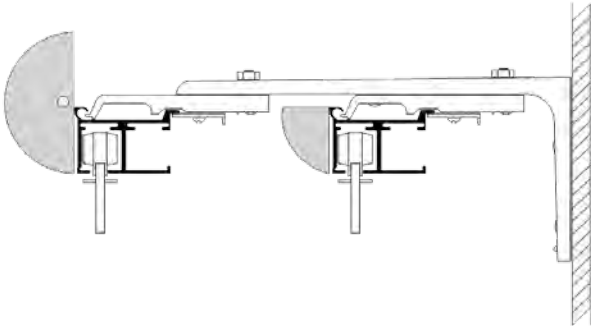


- Track only projection is 2.75" – 4.5"
- Applying pole fascia (1^{3/8}" or 2"), projection is 3.5" - 4.5"
- Finials and decorative brackets sold separately.
- Available with mitered returns (3.5" – 6")
- Use of decorative brackets will fix projection as follows;
 - 3" when using a 3.5" return decorative bracket
 - 5.5" when using a 6" return decorative bracket

Shown in 2" diameter pole fascia with finial WF135 (sold separately)

Pole Length	Up to 72"	73"to 96"	97"to144"	145"to 192"
Brackets for TRAV1 & TRAV2	2 end brackets	2 end brackets, 1 center support	2 end brackets, 2 center support	2 end brackets, 3 center support

TRAV2 - DOUBLE TRAVERSE ROD



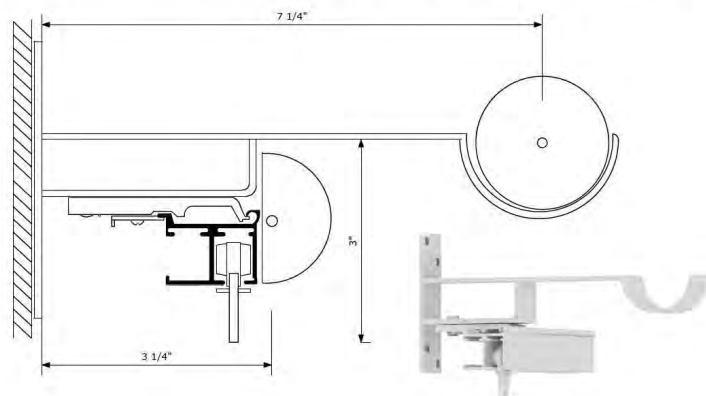
- Front rod projection 5.5" – 7.5"
- Back rod projection 2.75" – 4.5"
- Available with mitered returns (6" – 7.5")
- End caps recommended for back pole.

Custom Traverse Rods

CTRAV – COMBO WITH STATIONARY FRONT POLE & TRAVERSING BACK TRACK



Stow Bracket Fixed Front Pole Traverse Rear Fascia on rear



SWB
Stow Bracket

- SMW – STOW bracket supports front stationary rod (2" or 1-3/8") in a front fixed projection of 7.5" or 6.25".
- Bottom leg of Stow bracket supports the track. Projection adjustable 2.75" to 4".
- Apply pole fascia to back track and projection is 3-1/2" to 4-1/2"
- All finishes of the SWB Stow bracket matches each pole fascia.

Pole Length	Up to 72"	72" to 96"	97" to 144"	145" to 192"
Brackets for CTRAV	2 SWB's	2 SWB's, 1 center support	3 SWB's, 2 center support	3 SWB's, 4 center support

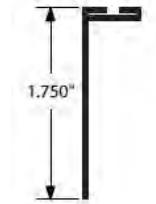



STOW Traverse Track installation

Traverse Rods

Tech Track

High Design Modern Traverse Track System



Satin finish




Brite finish

Available up to 16 feet continuous length as a single or double traverse track configuration. Hidden center support brackets are used in-between the end brackets so that the TECH track has a smooth unobstructed look.

Accent squares (Shown above in the middle), are included at no charge to hide a splice for tracks beyond 13 feet for the Brite finish, and 16 feet in the Satin finish.

Accent squares can also be sent at no-charge for continuous length TECH tracks when requested.

Tech Track



TRAV2-TECH Double Tech Traverse Rod System.
 The Tech Double will have Front Tech Fascia,
 and Anodized Silver Track on the back.

Item numbers used for single TECH Traverse System

TRAV1-4-TECH	Single	4 foot tech track
TRAV1-5-TECH	Single	5 foot tech track
TRAV1-6-TECH	Single	6 foot tech track
TRAV1-7-TECH	Single	7 foot tech track
TRAV1-8-TECH	Single	8 foot tech track
TRAV1-9-TECH	Single	9 foot tech track
TRAV1-10-TECH	Single	10 foot tech track
TRAV1-11-TECH	Single	11 foot tech track
TRAV1-12-TECH	Single	12 foot tech track
TRAV1-13-TECH	Single	13 foot tech track
TRAV1-14-TECH	Single	14 foot tech track
TRAV1-15-TECH	Single	15 foot tech track
TRAV1-16-TECH	Single	16 foot tech track

*Easy to use order forms for order all Traverse Rods found at the end of this section of the catalog

Traverse Rod Brackets

All brackets available in three powder coated finish colors (bronze, gold and white) or anodized satin nickel. Standard industry hardware included. Please consult with professional installer for recommendation on fasteners to be used for your specific installation conditions. Professional installation recommended.



- CB**
Ceiling Bracket
- Mount to B10 through B30 bracket, and CEB



- B11**
Center Wall Bracket
Single "Hidden Effects"
- Same projections as B10.
 - Can also be used as an end bracket
 - Hidden behind track and fascia

- B10**
Single Track Wall Bracket
- Track only projection is 2.75" - 4.5"
 - Applying pole fascia projection is 3.5" - 4.5"



- B20**
Double Track Wall Bracket - B20
- Adjustable front projection 6" - 7.5"
 - Adjustable back projection 3" - 5"
 - Two ceiling brackets (CB) included



- CDMC (L or R)**
Master Carrier for Cord Draw
- Stainless steel arms for strength and corrosion resistance
 - Multi wheel bearing master carrier for cord or baton draw systems
 - Overlap is 2.5 inches for center draw systems.



- B21**
Center Wall Bracket
Double "Hidden Effects"
- Same projections as B20.
 - Can also be used as an end bracket
 - Hidden behind track and pole



- RFMC (L or R)**
Master Carrier for Ripple Fold
- Stainless steel arms for strength and corrosion resistance
 - Multi wheel bearing master carrier for cord or baton

- CEB**
Ceiling Extension Bracket
- 2" drop distance from ceiling to allow fascia to fit flush with ceiling or top of window frame.



- SWB**
Stow Wall Bracket
- Supports stationary rod (2" or 1 3/8") in front projection - fixed at 7.5" or 6.25"
 - Track only in back, projection is 2.75" - 4"
 - Apply pole fascia (1 3/8" or 2") in back, projection is 3 - 4"
 - Finished to match stationary poles



- TRK-SPLICE**
Track Splice
- Use to splice 2 tracks together. (recommend using 2 brackets on either side for stability)



- TP-1**
Tension Pulley for Cord Draw System
- High tension wall anchor pulley with metal fittings.
 - Used with #4 nylon cord (available on order form)



- BBC**
Micro Ball Bearing Carriers



- EP (L or R)**
Heavy Duty Ball Bearing End Pulleys
- Heavy duty 1" end pulleys and ball bearing carriers rated for up to 64 lbs. 1-way draw, and 80 lbs. split draw holds fixed carrier for stack back



Batons available in white fiberglass and clear acrylic (shown left), and powder coated solid metal black and bronze (shown on right)

Batons in fiberglass and acrylic are available in 36", 48", 60", and 72" lengths.

Metal Batons are available in 36", and 48".

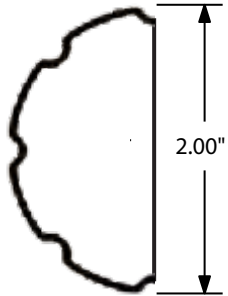
BT-CLEAR
BT

FR-WAND-MT




Traverse Rod Fascia Selection


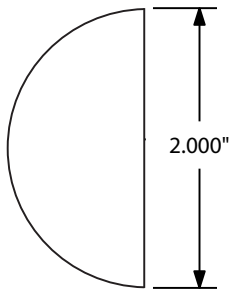
2 Inch Fluted Pole Fascia Selections



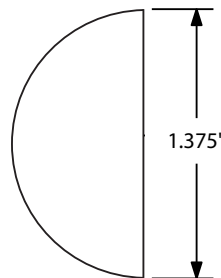
1 3/8 Inch Reeded Pole Fascia Selections




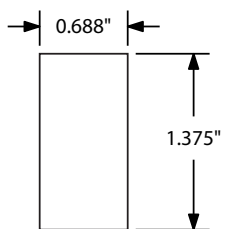
2 Inch Smooth Pole Fascia Selections



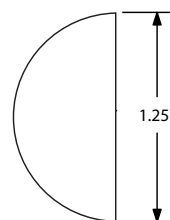
1 3/8 Inch Smooth Pole Fascia Selections



1 3/8 Inch Square Pole Fascia Selections



1 1/4 Inch Metal Pole Fascia Selections



CUSTOM TRAVERSE ORDER FORM
BILL TO

COMPANY NAME:

CONTACT:

ADDRESS:

CITY:

STATE:

ZIP:

PHONE #:

FAX #:

PO NUMBER:

SIDE MARK:

E-MAIL:

NOTES:

COMPANY NAME:

CONTACT:

ADDRESS:

CITY:

STATE:

ZIP:

PHONE #:

FAX #:

PAYMENT

CARD TYPE:

VISA

MASTER CARD

AMERICAN EXPRESS

DISCOVER SERVICES

CARD NUMBER:

EXP DATE:

NAME ON CARD:

CVV CODE:

ADDRESS ON CARD:

(IF DIFFERENT FROM BILLING ADDRESS)

CITY:

STATE:

ZIP:

TRAV1 - SINGLE TRAVERSE

X

LENGTH OF TRAVERSE TRACK

TRACK FINISH

BRACKET TYPE

SELECT POLE FINISH COLOR, DIAMETER AND STYLE

FEET

INCHES

POLE FASCIA WILL BE 1/2" LONGER TO ATTACH FINIAL
3" LONGER WHEN USING DECORATIVE BRACKETS

BZ BRONZE

GD/GOLD

AS/ANODIZED SILVER

WHT WHITE

WALL

CEILING

ENTER FINISH CODE (EXAMPLE: 28-Bronze/Black)
SINGLE 2" 1 3/8" SMOOTH FLUTED
METAL OUTDOOR ADD \$9.00 /Ft Tech Track Add \$14/Ft
NO FASCIA (I.e. - "Track Only", Add Track Splices if needed).

MITERED RETURN

DRAW DIRECTION

DRAW TYPE

CORD DROP

CORD LENGTH

DRAPERY TYPE

YES

TMS WILL CUT THE POLE 4" LONGER THAN THE TRACK FOR MITERED CORNERS TO RETURN TO WALL.

RIGHT

LEFT

CENTER

CORD

BATON

RIGHT

LEFT

STD 8 FEET

OTHER

INCHES

PINCH PLEAT

80% 100% 120% CIRCLE ABOVE CHOICE

TRAV1 -

FOUND ON PAGE 2 OF ORDER FORM TF102

TRAV2 - DOUBLE TRAVERSE

LENGTH OF TRAVERSE TRACK

TRACK FINISH

BRACKET TYPE

SELECT POLE FINISH COLOR, DIAMETER AND STYLE

FRONT

BACK

FEET

INCHES

POLE FASCIA WILL BE 1/2" LONGER TO ATTACH FINIAL

BZ BRONZE

GD/GOLD

AS/ANODIZED SILVER

WHT WHITE

WALL

CEILING

ENTER FINISH CODE (EXAMPLE: 28-Bronze/Black)
FRONT 2" 1 3/8" SMOOTH FLUTED
BACK 2" 1 3/8" SMOOTH FLUTED
METAL OUTDOOR

MITERED RETURN

DRAW DIRECTION

DRAW TYPE

CORD DROP

CORD LENGTH

DRAPERY TYPE

YES

TMS WILL CUT THE POLE 4" LONGER THAN THE TRACK FOR MITERED CORNERS TO RETURN TO WALL.

RIGHT

LEFT

CENTER

CORD

BATON

RIGHT

LEFT

STD 8 FEET

OTHER

INCHES

PINCH PLEAT

80% 100% 120% CIRCLE ABOVE CHOICE

TRAV2 -

FOUND ON PAGE 2 OF ORDER FORM TF102

CTRAV- STATIONARY FRONT POLE WITH TRAVERSING BACK

LENGTH OF FRONT POLE AND BACK TRACK

TRACK FINISH

SELECT POLE FINISH COLOR, DIAMETER AND STYLE

FRONT POLE

BACK

FEET

INCHES

BZ BRONZE

GD/GOLD

AS/ANODIZED SILVER

WHT WHITE

FRONT POLE

BACK

2" 1 3/8"

SMOOTH FLUTED

ENTER FINISH CODE (EXAMPLE: 28-Bronze/Black)

BACK 2" 1 3/8"

SMOOTH FLUTED

METAL OUTDOOR

DRAW DIRECTION

DRAW TYPE

CORD DROP

CORD LENGTH

OUTSIDE PROJECTION

RIGHT

LEFT

CENTER

CORD

BATON

RIGHT

LEFT

STD 8 FEET

OTHER

6.25"

7.5"

CTRAV -

ADDITIONAL COMPONENTS AND ACCESSORIES

ITEM

UNIT

DECORATIVE ACCESSORIES

CB..... Each

CEB..... Each

B10..... Each

B11..... Each

B20..... Each

B21..... Each

B30..... Each

SWB..... Each

MC..... Each

BBC..... Each

BT..... Each

TP-1..... Each

NC4..... Foot

TRK-SPLICE Each

MENAGERIE DECORATIVE BRACKETS
Refer to Menagerie Hardware Catalog

QUANTITY

TMS ITEM NUMBER

PRICE

MENAGERIE DECORATIVE FINIALS
Refer to Menagerie Hardware Catalog

FRONT

QUANTITY

TMS ITEM NUMBER

PRICE

BACK

QUANTITY

TMS ITEM NUMBER

PRICE

MENAGERIE DECORATIVE RINGS
Refer to Menagerie Hardware Catalog (CTRAV Only)

QUANTITY

TMS ITEM NUMBER

PRICE

MENAGERIE DECORATIVE TIEBACKS
Refer to Menagerie Hardware Catalog

QUANTITY

TMS ITEM NUMBER

PRICE

ALL SALES ARE FINAL WITH CUSTOM TRAVERSE PRODUCTS

Page 92 ALLOW 10-14 BUSINESS DAYS FOR PRODUCTION TIME

TOTAL WITHOUT FREIGHT

FORM TF102

TMS-MENAGERIE CUSTOM TRAVERSE ORDERING INFORMATION

TRAV1 – TRAV2 Custom Traverse sets include the components described in the brochure and at the top of the Order Form.

- The Order Form will guide you to make specific selections for the fabrication of your custom Traverse system. Please be careful with your measurements as All Sales are Final with custom products.
- Items sold separately are shown in the last section of the order form. Please refer to the Menagerie hardware catalog for these items which may include: Finials, Decorative Brackets, Stationary poles, Decorative rings, and Holdbacks.
- Traversing rod length pricing is rounded up to the next foot.
- Standard industry fasteners included. Please consult with a Professional Installer for recommendation on fasteners to be used for your specific installation conditions. Professional Installation recommended.
- All sets come assembled and ready to be attached to the brackets.

Custom Traverse rods are fabricated to your specifications. Please supply accurate measurements as all Sales Are Final.

SEE PAGE 10 OF THE PRICE LIST FOR PRICING

SINGLE TRAVERSE ROD (TRAV1) WITH FACIA (2" OR 1 3/8")

ITEM #	UNIT	DESCRIPTION
TRAV1-4	Each	4 FT TRACK WITH POLE FACIA
TRAV1-5	Each	5 FT TRACK WITH POLE FACIA
TRAV1-6	Each	6 FT TRACK WITH POLE FACIA
TRAV1-7	Each	7 FT TRACK WITH POLE FACIA
TRAV1-8	Each	8 FT TRACK WITH POLE FACIA
TRAV1-9	Each	9 FT TRACK WITH POLE FACIA
TRAV1-10	Each	10 FT TRACK WITH POLE FACIA
TRAV1-11	Each	11 FT TRACK WITH POLE FACIA
TRAV1-12	Each	12 FT TRACK WITH POLE FACIA
TRAV1-13	Each	13 FT TRACK WITH POLE FACIA
TRAV1-14	Each	14 FT TRACK WITH POLE FACIA
TRAV1-15	Each	15 FT TRACK WITH POLE FACIA
TRAV1-16	Each	16 FT TRACK WITH POLE FACIA

DOUBLE TRAVERSE ROD (TRAV2) WITH POLE FASCIA FRONT AND MATCHING POLE IN BACK (2" OR 1 3/8")

ITEM #	UNIT	DESCRIPTION
TRAV2-4	Each	4 FT TRACK WITH POLE FACIA FRONT & BACK
TRAV2-5	Each	5 FT TRACK WITH POLE FACIA FRONT & BACK
TRAV2-6	Each	6 FT TRACK WITH POLE FACIA FRONT & BACK
TRAV2-7	Each	7 FT TRACK WITH POLE FACIA FRONT & BACK
TRAV2-8	Each	8 FT TRACK WITH POLE FACIA FRONT & BACK
TRAV2-9	Each	9 FT TRACK WITH POLE FACIA FRONT & BACK
TRAV2-10	Each	10 FT TRACK WITH POLE FACIA FRONT & BACK
TRAV2-11	Each	11 FT TRACK WITH POLE FACIA FRONT & BACK
TRAV2-12	Each	12 FT TRACK WITH POLE FACIA FRONT & BACK
TRAV2-13	Each	13 FT TRACK WITH POLE FACIA FRONT & BACK
TRAV2-14	Each	14 FT TRACK WITH POLE FACIA FRONT & BACK
TRAV2-15	Each	15 FT TRACK WITH POLE FACIA FRONT & BACK
TRAV2-16	Each	16 FT TRACK WITH POLE FACIA FRONT & BACK

DOUBLE "COMBO" TRAVERSE ROD (CTRAV) WITH POLE FRONT AND MATCHING POLE IN BACK

ITEM#	UNIT	DESCRIPTION
CTRAV-4	Each	4 FT STATIONARY POLE FRONT W/ TRACK & MATCHING POLE IN BACK
CTRAV-5	Each	5 FT STATIONARY POLE FRONT W/ TRACK & MATCHING POLE IN BACK
CTRAV-6	Each	6 FT STATIONARY POLE FRONT W/ TRACK & MATCHING POLE IN BACK
CTRAV-7	Each	7 FT STATIONARY POLE FRONT W/ TRACK & MATCHING POLE IN BACK
CTRAV-8	Each	8 FT STATIONARY POLE FRONT W/ TRACK & MATCHING POLE IN BACK
CTRAV-9	Each	9 FT STATIONARY POLE FRONT W/ TRACK & MATCHING POLE IN BACK
CTRAV-10	Each	10 FT STATIONARY POLE FRONT W/ TRACK & MATCHING POLE IN BACK
CTRAV-11	Each	11 FT STATIONARY POLE FRONT W/ TRACK & MATCHING POLE IN BACK
CTRAV-12	Each	12 FT STATIONARY POLE FRONT W/ TRACK & MATCHING POLE IN BACK
CTRAV-13	Each	13 FT STATIONARY POLE FRONT W/ TRACK & MATCHING POLE IN BACK
CTRAV-14	Each	14 FT STATIONARY POLE FRONT W/ TRACK & MATCHING POLE IN BACK
CTRAV-15	Each	15 FT STATIONARY POLE FRONT W/ TRACK & MATCHING POLE IN BACK
CTRAV-16	Each	16 FT STATIONARY POLE FRONT W/ TRACK & MATCHING POLE IN BACK

SINGLE TRAVERSE TRACK ONLY (TTRACK)

ITEM #	UNIT	DESCRIPTION
TTRACK-4	Each	4 FT TRACK ONLY W/ BALL BEARING CARRIERS
TTRACK-5	Each	5 FT TRACK ONLY W/ BALL BEARING CARRIERS
TTRACK-6	Each	6 FT TRACK ONLY W/ BALL BEARING CARRIERS
TTRACK-7	Each	7 FT TRACK ONLY W/ BALL BEARING CARRIERS
TTRACK-8	Each	8 FT TRACK ONLY W/ BALL BEARING CARRIERS
TTRACK-9	Each	9 FT TRACK ONLY W/ BALL BEARING CARRIERS
TTRACK-10	Each	10 FT TRACK ONLY W/ BALL BEARING CARRIERS
TTRACK-11	Each	11 FT TRACK ONLY W/ BALL BEARING CARRIERS
TTRACK-12	Each	12 FT TRACK ONLY W/ BALL BEARING CARRIERS
TTRACK-13	Each	13 FT TRACK ONLY W/ BALL BEARING CARRIERS
TTRACK-14	Each	14 FT TRACK ONLY W/ BALL BEARING CARRIERS
TTRACK-15	Each	15 FT TRACK ONLY W/ BALL BEARING CARRIERS
TTRACK-16	Each	16 FT TRACK ONLY W/ BALL BEARING CARRIERS

BRACKETS & ACCESSORIES

ITEM #	UNIT	DESCRIPTION
CB	Each	CEILING BRACKET
CEB	Each	CEILING EXTENSION BRACKET
B10	Each	SINGLE WALL BRACKET WITH ONE CEILING BRACKET
B11	Each	SINGLE CENTER SUPPORT WALL BRACKET WITH ONE CEILING BRACKET
B20	Each	DOUBLE WALL BRACKET WITH TWO CEILING BRACKET
B21	Each	DOUBLE CENTER SUPPORT WALL BRACKET WITH TWO CEILING BRACKET
B30	Each	TRIPLE WALL BRACKET WITH TWO CEILING BRACKETS
SWB	Each	STOW WALL BRACKET FOR COMBO SYSTEM-6.5" OR 7.5" RETURN
MC	Each	MITERED CORNERS

ITEM #	UNIT	DESCRIPTION
BBC.....	Each	BALL BEARING CARRIERS
BT.....	Each	WHITE FIBERGLASS BATON(36", 48", 60" OR 72") - SAME PRICE FOR ALL
TP-1.....	Each	TENSION PULLEY FOR CORD DRAW SYSTEMS
NC4.....	Foot	NYLON CORD (PER FOOT)
TRK-SPLICE...	Each	TRACK SPLICE

SAMPLE-\$35.00 Each 2 FOOT TRAVERSE SAMPLE (NO BRACKETS)

- Sample includes 2 feet of Track, Wood Fascia of your choice, 2 End Pulleys, 1 Master Carrier and 2 Ball Bearing Carriers. Finials and Bracket Sold Separately

Traverse Rod Motorized

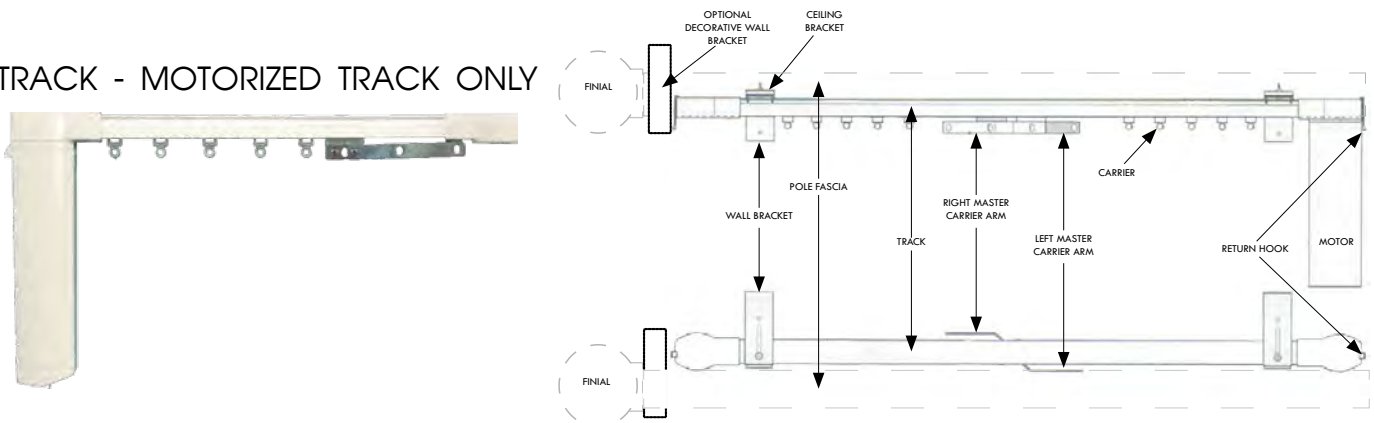
All Motorized Drapery System Include the following

- Custom Pole Fascias.
- Standard Motor with Wireless "Programmable" Remote Control or Flush Mount Wall Unit.
(Touch Control and Manual Override standard. Network connection via Contact Closure)
- 5 Year Warranty for motorized products. Void if internal components have been modified.
- Custom Color Track (Bronze , Gold and White) with matching brackets & carriers.
- Wall or ceiling brackets for every 4 feet of track length ordered. Hidden Center Supports provided.
- One-way or Center Draw for Pinch Pleat and Ripplefold (80/100/120) Drapery. 3 Carriers per foot.
- Continuous track up to 16 feet with pole fascia.
- Track only spliced up to 32 feet-Center Draw Only.
- Pole fascia spliced diagonally at center unless specified otherwise.

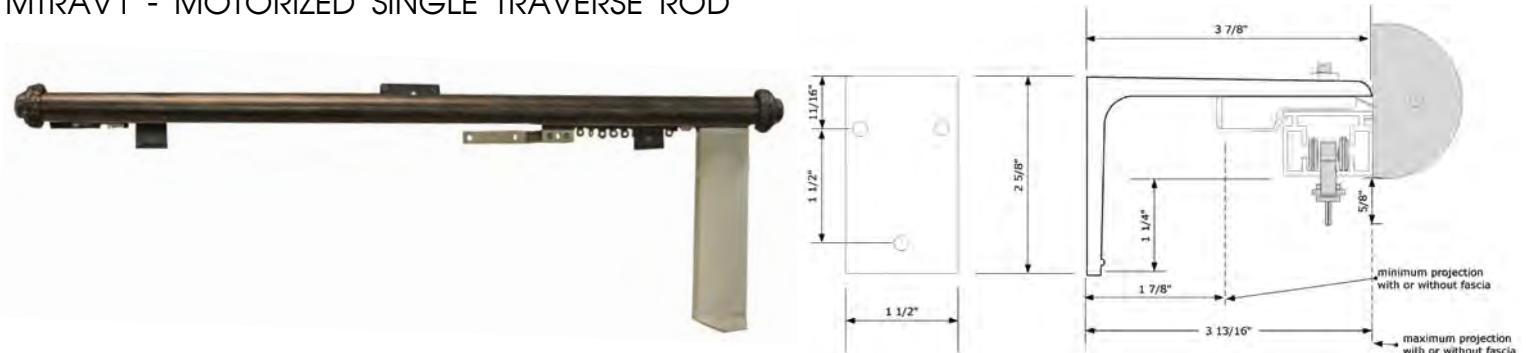
Options sold separately;

- Upgrade Motor to Heavy Duty, or add 2nd motor (Tandem). See Weight Chart.
- Decorative Finials, Decorative Brackets (MTRAV1 only) , or Rings (MCTRAV only)
- Mitered Corners for Single and Double Systems with Pole Fascias.

MTRACK - MOTORIZED TRACK ONLY

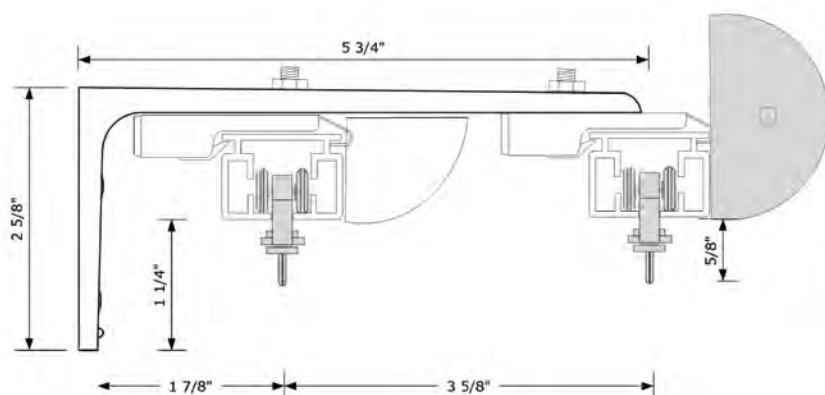


MTRAV1 - MOTORIZED SINGLE TRAVERSE ROD

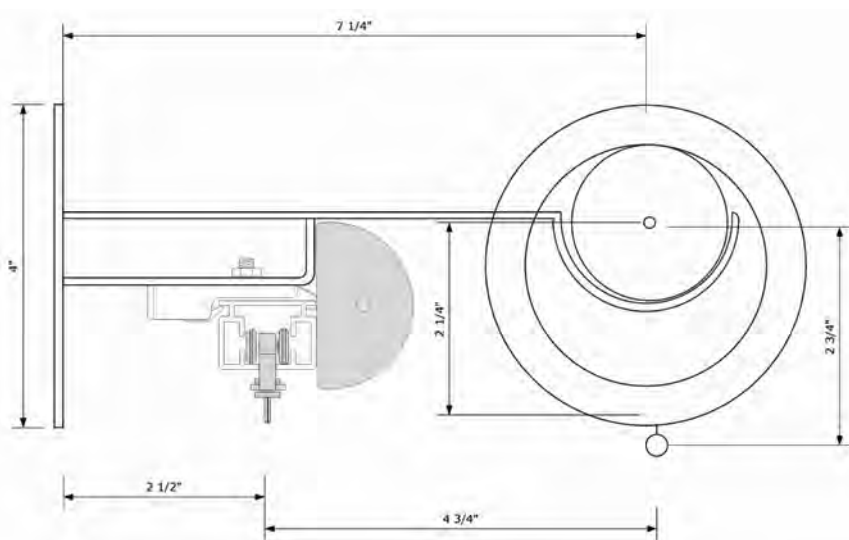


Traverse Rod Motorized (continued)

MTRAV2 - MOTORIZED DOUBLE TRAVERSE ROD



CMTRAV - MOTORIZED COMBO DOUBLE TRAVERSE ROD



Motor selection is based on the total weight of the drapery and the overall length of the track.

STANDARD MOTOR	
DC-60 (SINGLE)	60 pounds of drapery up to 16 feet
DC-60 (TANDEM)	120 pounds of drapery up to 16 feet
HEAVY DUTY	
DC-120 (SINGLE)	120 pounds of drapery up to 16 feet
DC-120 (TANDEM)	240 pounds of drapery up to 16 feet
	Deduct 1 pound per foot after 16 feet up to 32 feet max.

Important Notes :

Capacity ratings are based on internal system friction only.

External loads caused by fabric friction, drag or obstruction will adversely affect the pulling capacity and can stop the motor due to resistance.

When using dual or multiple motors, each motor requires it's own power supply and transformer.

How to Select and Order Your Motorized Drapery System

TMS – Menagerie custom fabricates Motorized Drapery Systems to your specifications using Menagerie Drapery Hardware components and Motorized Drapery electrical components. Please confirm your selections on the Order Form provided.

The “Selection Guide” below outlines a 10 Step process with choices to be confirmed by you on the Order Form shown on adjacent page. The charts and information on the next page will assist you in Steps 3, 4 & 5. Before you begin, please carefully measure the overall track length and determine the total drapery weight as this information is required to properly configure your system.

Selections Guide (Please confirmed all selections on the Order Form)

STEP 1 Select a System Configuration - Single, Double, Combo or Track Only.

STEP 2 Select Wall or Ceiling Mount. For Ceiling Mount only, please specify if the Ceiling extension bracket be required. CEB is sold separately. Specify Wall Bracket required (B10 or B20) to meet the projection required.

STEP 3 Confirm Track Length Note : For MTRAV 1 & 2 the 2” Front Pole Fascia will be ½” longer than the track to accommodate placing of finials, and 3 ” longer when using Decorative Brackets (MTRAV1 Only) and finials.

STEP 4 Select the Pole Finish Color - See page 91 of the Menagerie Catalog. Please refer to the Track Finish Color options shown on page 90 to select the best matching Track Color for the Pole finish you selected. Your selection of the Track Finish must be confirmed on the Order Form. Track Finish Color are available as follows: Dark Bronze, Gold or White.

STEP 5 Select a Standard or Heavy Duty Motor based on the length of track and weight of the drapery (See Weight Loading Chart on page 95) . Systems up to 16 feet will ship as single continuous piece of track. Recommend Center Draw for all systems over 16 feet.

STEP 6 Select Drapery Heading (Pinch Pleat or Ripplefold along with fullness (80%, 100% or 120%)).

STEP 7 Select Draw Direction Center, Right (Fabric Stack right) or Left Draw (Fabric Stack left)

STEP 8 Select Finials , or Mitered Returns (see Menagerie Catalog). TMS recommends End caps only for back track. Mitered Returns available for Single and Double Track systems.

STEP 9 Select optional Decorative Brackets for Single Track (MTRAV1) systems only. Selecting 3.5” Decorative Brackets places the Motorized track carriers at a 3” Projection. 6” Decorative brackets places carriers at 5.5” projection.

STEP 10 Select optional “Wireless” Control (Hand Held Remote included with All systems).

Please contact TMS – Menagerie if you have any questions concerning your selections, or need more information about the products provided.

TMS-Menagerie • 1356 Bennett Drive • Longwood • FL • 32750 • Phone: 407-339-4768 • Fax: 407-339-5946 • www.tms-menagerie.com

COMPANY NAME:		
CONTACT:		
ADDRESS:		
CITY:	STATE:	ZIP:
PHONE #:	FAX #:	
PO NUMBER:	SIDE MARK:	
E-MAIL:		
NOTES:		

COMPANY NAME:		
CONTACT:		
ADDRESS:		
CITY:	STATE:	ZIP:
PHONE #:	FAX #:	
PAYMENT		
CARD TYPE:	VISA <input type="checkbox"/>	MASTER CARD <input type="checkbox"/>
CARD NUMBER:	AMERICAN EXPRESS <input type="checkbox"/>	DISCOVER SERVICES <input type="checkbox"/>
NAME ON CARD:	EXP DATE:	
ADDRESS ON CARD:	CVV CODE:	
(IF DIFFERENT FROM BILLING ADDRESS)		
CITY:	STATE:	ZIP:

MTRAV1 - SINGLE MOTORIZED TRAVERSE

X

LENGTH OF TRAVERSE TRACK		TRACK FINISH	BRACKET TYPE	SELECT POLE FINISH COLOR, DIAMETER AND STYLE
_____ FEET	POLE FASCIA WILL BE 1.5" LONGER TO ATTACH FINIAL 3" LONGER WHEN USING DECORATIVE BRACKETS	BZ BRONZE <input type="checkbox"/>	WALL <input type="checkbox"/>	ENTER FINISH CODE (EXAMPLE: 28-Bronze/Black)
_____ INCHES		GD/GOLD <input type="checkbox"/>	CEILING <input type="checkbox"/>	SINGLE 2" _____ 1 3/8" _____ SMOOTH <input type="checkbox"/>
		WHT WHITE <input type="checkbox"/>	CEILING EXTENSION <input type="checkbox"/>	FLUTED <input type="checkbox"/>
			NO FASCIA <input type="checkbox"/>	SINGLE TRACK <input type="checkbox"/>
				DOUBLE TRACK <input type="checkbox"/>
MITERED RETURN DRAW DIRECTION DRAPERY TYPE				
YES <input type="checkbox"/>	RIGHT <input type="checkbox"/>	PINCH PLEAT <input type="checkbox"/>	MTRAV1 - _____	
NO <input type="checkbox"/>	LEFT <input type="checkbox"/>	RIPPLEFOLD <input type="checkbox"/>		
	CENTER <input type="checkbox"/>	80% 100% 120% CIRCLE ABOVE CHOICE		

MTRAV2 - DOUBLE MOTORIZED TRAVERSE

LENGTH OF TRAVERSE TRACK		TRACK FINISH	BRACKET TYPE	SELECT POLE FINISH COLOR, DIAMETER AND STYLE
FRONT _____ FEET	BACK _____ FEET	BZ BRONZE <input type="checkbox"/>	WALL <input type="checkbox"/>	ENTER FINISH CODE (EXAMPLE: 28-Bronze/Black)
_____ INCHES	_____ INCHES	GD/GOLD <input type="checkbox"/>	CEILING <input type="checkbox"/>	FRONT 2" _____ 1 3/8" _____ SMOOTH <input type="checkbox"/>
		WHT WHITE <input type="checkbox"/>	CEILING EXTENSION <input type="checkbox"/>	FLUTED <input type="checkbox"/>
			BACK 2" _____ 1 3/8" _____ SMOOTH <input type="checkbox"/>	FLUTED <input type="checkbox"/>
MITERED RETURN DRAW DIRECTION DRAPERY TYPE DRAW DIRECTION BACK DRAPERY TYPE BACK				
YES <input type="checkbox"/>	RIGHT <input type="checkbox"/>	PINCH PLEAT <input type="checkbox"/>	RIGHT <input type="checkbox"/>	PINCH PLEAT <input type="checkbox"/>
NO <input type="checkbox"/>	LEFT <input type="checkbox"/>	RIPPLEFOLD <input type="checkbox"/>	LEFT <input type="checkbox"/>	RIPPLEFOLD <input type="checkbox"/>
	CENTER <input type="checkbox"/>	80% 100% 120% CIRCLE ABOVE CHOICE	CENTER <input type="checkbox"/>	80% 100% 120% CIRCLE ABOVE CHOICE

MCTRAV- STATIONARY FRONT POLE WITH MOTORIZED TRAVERSING BACK

LENGTH OF FRONT POLE AND BACK TRACK		TRACK FINISH	SELECT POLE FINISH COLOR, DIAMETER AND STYLE
FRONT POLE _____ FEET	BACK _____ FEET	BZ BRONZE <input type="checkbox"/>	FRONT POLE 2" _____ 1 3/8" _____ SMOOTH <input type="checkbox"/>
_____ INCHES	_____ INCHES	GD/GOLD <input type="checkbox"/>	FLUTED <input type="checkbox"/>
		WHT WHITE <input type="checkbox"/>	BACK 2" _____ 1 3/8" _____ SMOOTH <input type="checkbox"/>
			FLUTED <input type="checkbox"/>
DRAW DIRECTION DRAPERY TYPE			
RIGHT <input type="checkbox"/>	PINCH PLEAT <input type="checkbox"/>	MCTRAV - _____	
LEFT <input type="checkbox"/>	RIPPLEFOLD <input type="checkbox"/>		
CENTER <input type="checkbox"/>	80% 100% 120% CIRCLE ABOVE CHOICE		

ADDITIONAL COMPONENTS AND ACCESSORIES

ITEM UNIT DESCRIPTION	DECORATIVE ACCESSORIES			
MCB Each MOTORIZED CEILING BRACKET	MENAGERIE DECORATIVE BRACKETS	_____ QUANTITY	_____ TMS ITEM NUMBER	_____ PRICE
CEB Each CEILING EXTENSION BRACKET	Refer to Menagerie Hardware Catalog (MTRAV1 ONLY)			
B10 Each SINGLE WALL BRACKET WITH ONE CEILING BRACKET	FRONT	_____ QUANTITY	_____ TMS ITEM NUMBER	_____ PRICE
B11 Each SINGLE CENTER SUPPORT WALL BRACKET WITH ONE CEILING BRACKET	BACK	_____ QUANTITY	_____ TMS ITEM NUMBER	_____ PRICE
B20 Each DOUBLE WALL BRACKET WITH TWO CEILING BRACKET	MENAGERIE DECORATIVE FINIALS	_____ QUANTITY	_____ TMS ITEM NUMBER	_____ PRICE
B21 Each DOUBLE CENTER SUPPORT WALL BRACKET WITH TWO CEILING BRACKET	Refer to Menagerie Hardware Catalog			
B30 Each TRIPLE WALL BRACKET WITH TWO CEILING BRACKETS	MENAGERIE DECORATIVE RINGS	_____ QUANTITY	_____ TMS ITEM NUMBER	_____ PRICE
SWB Each STOW WALL BRACKET FOR COMBO SYSTEM-6.5" OR 7.5" RETURN	Refer to Menagerie Hardware Catalog (MCTRAV Only)			
MC Each MITERED CORNERS	MENAGERIE DECORATIVE TIEBACKS	_____ QUANTITY	_____ TMS ITEM NUMBER	_____ PRICE
	Refer to Menagerie Hardware Catalog			
ALL SALES ARE FINAL WITH CUSTOM TRAVERSE PRODUCTS				
ALLOW 10-14 BUSINESS DAYS FOR PRODUCTION TIME				

MTRAV1 – MCTRAV2 Custom Traverse sets include the components described in the brochure on the Order Form.

SEE PAGE 12 OF THE PRICELIST FOR PRICING.

- **The Order Form will guide you to make specific selections for the fabrication of your custom Traverse system. Please be careful with your measurements as All Sales are Final with custom products.**
- **Items sold separately are shown in the last section of the order form. Please refer to the Menagerie hardware catalog for these items which may include: Finials, Decorative Brackets, Stationary poles, Decorative rings, and Holdbacks.**
- **Traversing rod length pricing is rounded up to the next foot.**
- **Standard industry fasteners included. Please consult with a Professional Installer for recommendation on fasteners to be used for your specific installation conditions. Professional Installation recommended.**
- **All sets come assembled and ready to be attached to the brackets.**

Custom Traverse rods are fabricated to your specifications. Please supply accurate measurements as all Sales Are Final.

**Motorized Track Only Systems (No Fascia)
Standard Motor (DC60)**

ITEM #	UNIT	DESCRIPTION
MTRACK-6	Each	6 FT TRACK ONLY
MTRACK-7	Each	7 FT TRACK ONLY
MTRACK-8	Each	8 FT TRACK ONLY
MTRACK-9	Each	9 FT TRACK ONLY
MTRACK-10	Each	10 FT TRACK ONLY
MTRACK-11	Each	11 FT TRACK ONLY
MTRACK-12	Each	12 FT TRACK ONLY
MTRACK-13	Each	13 FT TRACK ONLY
MTRACK-14	Each	14 FT TRACK ONLY
MTRACK-15	Each	15 FT TRACK ONLY
MTRACK-16	Each	16 FT TRACK ONLY
MAX 32 FEET.		

**Single Motorized Traverse with Pole Fascia (1^{3/8"} or 2")
Standard Motor (DC60)**

ITEM #	UNIT	DESCRIPTION
MTRAV1-6	Each	6 FT TRACK WITH POLE FACIA
MTRAV1-7	Each	7 FT TRACK WITH POLE FACIA
MTRAV1-8	Each	8 FT TRACK WITH POLE FACIA
MTRAV1-9	Each	9 FT TRACK WITH POLE FACIA
MTRAV1-10	Each	10 FT TRACK WITH POLE FACIA
MTRAV1-11	Each	11 FT TRACK WITH POLE FACIA
MTRAV1-12	Each	12 FT TRACK WITH POLE FACIA
MTRAV1-13	Each	13 FT TRACK WITH POLE FACIA
MTRAV1-14	Each	14 FT TRACK WITH POLE FACIA
MTRAV1-15	Each	15 FT TRACK WITH POLE FACIA
MTRAV1-16	Each	16 FT TRACK WITH POLE FACIA
MAX 32 FEET.		

**Combo Motorized Traverse. Front Pole with
back MTRAV1
Standard Motor (DC60)**

ITEM #	UNIT	DESCRIPTION
MCTRAV-6	Each	6 FT COMBO SYSTEM
MCTRAV-7	Each	7 FT COMBO SYSTEM
MCTRAV-8	Each	8 FT COMBO SYSTEM
MCTRAV-9	Each	9 FT COMBO SYSTEM
MCTRAV-10	Each	10 FT COMBO SYSTEM
MCTRAV-11	Each	11 FT COMBO SYSTEM
MCTRAV-12	Each	12 FT COMBO SYSTEM
MCTRAV-13	Each	13 FT COMBO SYSTEM
MCTRAV-14	Each	14 FT COMBO SYSTEM
MCTRAV-15	Each	15 FT COMBO SYSTEM
MCTRAV-16	Each	16 FT COMBO SYSTEM
MAX – 24 FEET.		

*** MTRAV2 - DOUBLE THE COST OF MTRAV1
USE SKU MTRAV2-(8 - 32) ON ORDER FORM**


*** Upgrade to Heavy Duty (DC120 Motor)**

*** 8% Upcharge for Ripple Fold**

**SEE PAGE 12 OF THE
PRICELIST FOR PRICING.**


Embossed Cornice Boards & Traverse Tracks

Textured Fascias applied to Cornice Boards and Traverse Tracks



How To Order Embossed Cornice Board

1. Select the type of Fascia and the Finish you want for the Cornice Board.
2. Provide us with the inside measurements of the Cornice Board, and the front Fascia Profile Measurements (Up to 10" Return)



If ordering a Traverse Track to use inside Cornice Board, the track will be made 4" shorter overall than the inside measurements of the Cornice Board.

The Embossed Cornice Board can be used as a cornice over a Single or Double Traverse Track System. It may also be used as a cornice over Coulisse Roller Shades, Double Roller Shade, Sliding Panel Track Systems, or Woven Wood Shades. Please refer to the TMS-Menagerie Window Treatment Catalog for ordering Traverse Tracks, and use the TMS-Menagerie Retail Shade Guide for ordering Blinds and Shades.

Embossed Cornice Board Wholesale Prices & Options

Embossed Cornice Board

- With Fascia Profile width up to 6" - \$48.00 per foot.
- With Fascia Profile width up to 8" - \$59.00 per foot.
- With Fascia Profile width up to 10" - \$70.00 per foot.



How To Order All-in-One Embossed Traverse Track

1. Select the type of Fascia you would like on your Traverse Track

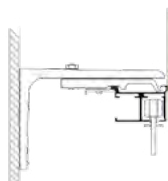
- Straight Fascia Track.



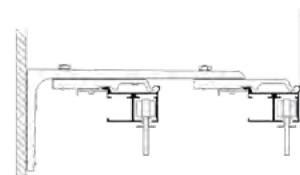
- Track with Fascia Return.(3.5"-7.5" Return)



2. Select Single or Double Traverse Track



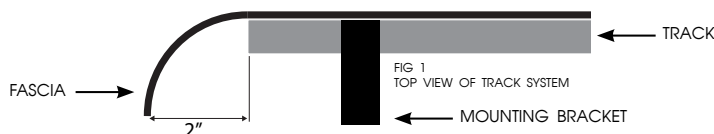
Single



Double

3. Measure each Window.

- Make sure to measure past any molding or trim around window.
- Allow 1" inset on each side for attaching end brackets.
- When choosing a Fascia with a return, the Fascia will return to the wall 2" past the end of the Traverse Track. (fig 1) on both sides.



4. Select Pinch Pleat or Ripple Fold, and Draw Direction (Right, Left, Center).

5. Select the Fascia Design Style and Finish from Chart on page 101


All in One Embossed Traverse Track Wholesale Prices & Options

Single All in One Embossed Traverse Track

- Profile Fascia up to a 3" - \$35 per foot.
- 3" to 6" - \$40.00 per foot; 6" to 8" - \$45.00 per foot; and 8" to 10" - \$50.00 per foot.

Double All in One Embossed Traverse Track (On Front Track only)

- Profile Fascia up to 3"- \$45 per foot.
- 3" to 6" - \$50.00 per foot; 6" to 8" - \$55.00 per foot; and 8" to 10" - \$60.00 per foot.




All-in-One Single Traverse Track (Ripple fold) shown with 3" Fascia Profile.

Features of Embossed Cornice Boards and *All-in-One* Traverse Tracks


Finishes for Embossed Cornice Boards & *All in One* Traverse Track Systems




Patina Gold




Aged White Gold




Galvanized Steel




Brushed Nickel




Smoked Pewter



Oil Rubbed Bronze




Flat Bronze




Paintable - Tan

Design Styles for Embossed Cornice Boards & *All in One* Traverse Track Systems (Shown in greyscale)



Desert Tide


Available in All Finishes



Design Squares

Finishes Available


Brushed Nickel
Oil Rubbed Bronze



Hammered


Finishes Available

Brushed Nickel
Oil Rubbed Bronze
Flat Bronze





Ribbed

Available in All Finishes



Features of Embossed Cornice Boards and *All-In One* Traverse Tracks


- Embossed Cornice Boards and the profile fascias of the Embossed Traverse Tracks are fabricated by adhering the embossed substrate to a 22 gauge metal sheet, both cut to the size of the profile. This makes the Cornice Boards and Tracks extremely durable.
- Once the front fascia of the *All-In-One* Embossed Traverse Track is fabricated, it is permanently attached to the traverse track (standard), or we can install Channel Lock engineering, whereby the front profile is locked into place using set screws, but can be removed and replaced at a later date. (Excellent for Hospitality applications).




Picture of female side of Channel Lock attached to the front of the traverse track



Picture of the back side of traverse track. Slide male portion of the Channel Lock located on the back of the fascia into the female portion of the Channel Lock located on the front side of the track. Then tighten them down using the set screws and wrench provided




Once you attached the front fascia into the Channel Lock and tighten down the set screws, it is permanently attached to the traverse track until the set screws are removed.




- The front fascia of the Embossed Cornice Boards and Traverse Tracks are made continuous up to seven feet, and spliced in the middle beyond seven feet.
- Embossed Cornice Boards are fabricated with a 1/2" thick dust cover which provides extra stability for longer sizes. The *All-In-One* Traverse Track can be ordered with a straight fascia, or with a 2" radius return. Returns can be up top 6".
- Embossed Cornice Boards can be used with TMS-Menagerie Traverse Tracks (Tracks must be 4" shorter than the Cornice Board). Please refer to the TMS-Menagerie Traverse Track section for ordering single or double tracks.
- *All in one* Traverse Tracks may be ordered as a single or double track system.
- Fascia profiles can be 3" to 8".
- Traverse Tracks are heavy duty with dual ball bearing wheel stainless steel master carriers and end pulleys. Rated for carrying 60 lbs. one way draw, and 80 lbs for a split draw. Cord or baton draw available.
- The Traverse Tracks and wall brackets are color powder coated to blend with the Embossed fascias. Brackets are placed on each end, and hidden support brackets are placed every 3-4 feet beyond 6 feet length.
- Tracks sold in both pinch pleat and ripple fold.



Picture of Embossed Cornice Board with TMS-Menagerie center draw traverse track installed inside.



Picture of *All-In-One* Embossed Traverse Track with return



Picture of *All-In-One* Embossed Traverse Track Fabricated for inside mount application


Custom Wood Veneer Cornice Boards




Each Wood Veneer Cornice Board is manufactured using a wood substrate that is fused to a 1-3/4" lightweight structural polyurethane board. The Wood Veneer Cornice Boards are easy to install and add natural beauty and a finishing touch to a window covering.

How to order Veneer Cornice Boards

1. Measure the width of your window and add 3" on each side for mounting space. Please note that L Brackets for mounting are not included.
2. Select Profile Height between 3" to 8".
3. Choose from Three Wood Veneer Finishes:
Sapele LT Ebony, Sapele Natural, and Bamboo Natural.



Sapele LT Ebony




Sapele Natural



Bamboo Natural

Wood Veneer Cornice Boards are an excellent addition to our wide variety of custom blinds and shades with numerous fabric options including Woven Wood Shade. Page 129 - 137.

Refer to our Product Reference Guide for Fabricated Hard Treatments such as the Roman Shade seen here. For a complete listing of custom blinds and shades refer to page 129-139.



EMBOSSSED CORNICE BOARD ORDER FORM

BILL TO

COMPANY NAME:

CONTACT:

ADDRESS:

CITY:

STATE:

ZIP:

PHONE #:

FAX #:

PO NUMBER:

SIDE MARK:

E-MAIL:

NOTES:

COMPANY NAME:

CONTACT:

ADDRESS:

CITY:

STATE:

ZIP:

PHONE #:

FAX #:

PAYMENT

CARD
TYPE:VISA ☐MASTER CARD ☐AMERICAN EXPRESS ☐DISCOVER SERVICES ☐CARD
NUMBER:EXP
DATE:

NAME ON CARD:

CVV
CODE:ADDRESS ON CARD:
(IF DIFFERENT FROM BILLING ADDRESS)

CITY:

STATE:

ZIP:

X

Fascia Design Styles

Finishes Available

Patina Gold

Aged White Gold

Galvanized Steel

Brushed Nickel

Smoked Pewter

Oil Rubbed Bronze

Flat Bronze

Paintable - Tan

Desert Tide

Design Squares

Hammered

Ribbed

*			*
*			*
*			*
*	*	*	*
*			*
*	*	*	*
*		*	*
*			*

ECB1 - EMBOSSSED CORNICE BOARD

LENGTH	CORNICE BOARD HEIGHT	SELECT FASCIA FINISH COLOR, SIZE AND STYLE
_____ FEET	Up to 6" Profile - _____"	STYLE DESERT TIDE: <input type="checkbox"/> RIBBED: <input type="checkbox"/> HAMMERED: <input type="checkbox"/> DESIGN SQUARES: <input type="checkbox"/>
_____ INCHES	Up to 8" Profile - _____"	FASCIA HEIGHT: STANDARD 3" <input type="checkbox"/> CUSTOM HEIGHT* _____ INCHES
	Up to 10" Profile - _____"	FINISH _____ SEE STYLE FINISH CHART ABOVE
Return Size _____"	With Fascia Profile width up to 6" - \$48.00 per foot. With Fascia Profile width up to 8" - \$59.00 per foot. With Fascia Profile width up to 10" - \$70.00 per foot.	2" Radius add - \$75.00

1356 BENNETT DRIVE
LONGWOOD, FL 32750
www.tms-menagerie.com

Allow 14 business days for completion. Custom orders are not returnable. Check measurements carefully.

FAX TO 407-339-5946

TOTAL:

TMS Menagerie 1356 BENNETT DRIVE
LONGWOOD, FL 32750 P: 407-339-4768 SHIP TO
www.tms-menagerie.com F: 407-339-5946

BILL TO ALL -IN-ONE CUSTOM EMBOSSED TRAVERSE ORDER FORM

COMPANY NAME:		
CONTACT:		
ADDRESS:		
CITY:	STATE:	ZIP:
PHONE #:	FAX #:	
PO NUMBER:	SIDE MARK:	
E-MAIL:		
NOTES:		

* All fascia are at a 3" Standard Height except for the DESIGN SQUARES. The DESIGN SQUARES heights are available in the following heights only.

2-1/2" 3-3/4" 4-1/4" 5-1/4" 6-7/8" 7-3/4"
standard standard

*When choosing the 2" RADIUS RETURN option, please note the FASCIA will return to the wall 2" past the track length

EMTRAV1 - SINGLE EMBOSSED ALL-IN-ONE TRAVERSE TRACK

LENGTH OF TRAVERSE TRACK	2" RADIUS RETURN*	TRACK COLOR	BRACKET TYPE	SELECT FASCIA FINISH COLOR, SIZE AND STYLE
____ FEET ____ INCHES	YES <input type="checkbox"/> NO <input type="checkbox"/> ____ INCHES	BZ BRONZE <input type="checkbox"/> WHT WHITE <input type="checkbox"/> GD/GOLD <input type="checkbox"/> SN SATIN NICKEL <input type="checkbox"/>	WALL <input type="checkbox"/> CEILING EXTENSION <input type="checkbox"/> <small>ONLY FOR STANDARD FASCIA HEIGHT</small>	STYLE DESERT TIDE: <input type="checkbox"/> RIBBED: <input type="checkbox"/> HAMMERED: <input type="checkbox"/> DESIGN SQUARES: <input type="checkbox"/> FASCIA HEIGHT: STANDARD 3"* <input type="checkbox"/> CUSTOM HEIGHT* _____ INCHES FINISH _____ SEE STYLE FINISH CHART ABOVE
DRAW TYPE CORD <input type="checkbox"/> BATON <input type="checkbox"/>	CORD RIGHT <input type="checkbox"/> LEFT <input type="checkbox"/> LENGTH ____ FEET <small>8 FT IS STANDARD</small>	DRAW DIRECTION RIGHT <input type="checkbox"/> LEFT <input type="checkbox"/> CENTER <input type="checkbox"/>	DRAPERY TYPE PINCH PLEAT <input type="checkbox"/> RIPPLEFOLD <input type="checkbox"/> <small>80% 100% 120% CIRCLE ABOVE CHOICE</small>	PRICE FOR LENGTH UP TO 4 FOOT - \$140.00 ADD \$35.00 PER FOOT FOR LENGTHS OVER 4 FEET \$ _____ PRICE FOR FASCIA OVER 3" WIDE - \$5.00/INCH WIDTH PER FOOT \$ _____ PRICE FOR 2" RADIUS RETURN - \$55.00 \$ _____ PRICE FOR CHANNEL LOCK SYSTEM - \$35.00 \$ _____

EMTRAV2 - DOUBLE EMBOSSED ALL-IN-ONE TRAVERSE TRACK

LENGTH OF TRAVERSE TRACK	2" RADIUS RETURN*	TRACK COLOR	BRACKET TYPE	SELECT FASCIA FINISH COLOR, SIZE AND STYLE
FRONT ____ FEET ____ INCHES BACK ____ FEET ____ INCHES	FRONT FASCIA ONLY YES <input type="checkbox"/> NO <input type="checkbox"/> ____ INCHES	BZ BRONZE <input type="checkbox"/> WHT WHITE <input type="checkbox"/> GD/GOLD <input type="checkbox"/> SN SATIN NICKEL <input type="checkbox"/>	WALL <input type="checkbox"/> CEILING EXTENSION <input type="checkbox"/> <small>ONLY FOR STANDARD FASCIA HEIGHT</small>	STYLE DESERT TIDE: <input type="checkbox"/> RIBBED: <input type="checkbox"/> HAMMERED: <input type="checkbox"/> DESIGN SQUARES: <input type="checkbox"/> FRONT FASCIA HEIGHT: STANDARD 3"* <input type="checkbox"/> CUSTOM HEIGHT* _____ INCHES FINISH _____ SEE STYLE FINISH CHART ABOVE BACK TRACK HAS NO FASCIA
DRAW TYPE CORD <input type="checkbox"/> BATON <input type="checkbox"/>	CORD RIGHT <input type="checkbox"/> LEFT <input type="checkbox"/> LENGTH ____ FEET <small>8 FT IS STANDARD</small>	DRAW DIRECTION RIGHT <input type="checkbox"/> LEFT <input type="checkbox"/> CENTER <input type="checkbox"/>	DRAPERY TYPE PINCH PLEAT <input type="checkbox"/> RIPPLEFOLD <input type="checkbox"/> <small>80% 100% 120% CIRCLE ABOVE CHOICE</small>	PRICE FOR LENGTH UP TO 4 FOOT - \$200.00 ADD \$55.00 PER FOOT FOR LENGTHS OVER 4 FEET \$ _____ PRICE FOR FASCIA OVER 3" WIDE - \$5.00/INCH WIDTH PER FOOT \$ _____ PRICE FOR 2" RADIUS RETURN - \$75.00 \$ _____ PRICE FOR CHANNEL LOCK SYSTEM - \$55.00 \$ _____

ADDITIONAL COMPONENTS AND ACCESSORIES

MCB _____ @ \$4.00 Each B11 _____ @ \$18.00 Each
CEB _____ @ \$18.00 Each B20 _____ @ \$25.00 Each
B10 _____ @ \$9.00 Each B21 _____ @ \$25.00 Each

1356 BENNETT DRIVE
LONGWOOD, FL 32750
www.tms-menagerie.com

Allow 14 business days for completion.
Custom orders are not returnable.
Check measurements carefully.

--

Fascia Design Styles				
Finishes Available	Desert Tide	Design Squares	Hammered	Ribbed
	Patina Gold	*		*
	Aged White Gold	*		*
	Galvanized Steel	*		*
	Brushed Nickel	*	*	*
	Smoked Pewter	*		*
	Oil Rubbed Bronze	*	*	*
	Flat Bronze	*	*	*
	Paintable - Tan	*		*



TMS - *Menagerie*

HOLDBACKS

&

TOP TREATMENTS



Holdbacks

			
Styles	Fluer De Lis WT004 SHOWN IN GILDED GOLD	Floral WT005 SHOWN IN ANTIQUE SILVER	Almond Leaf WT006 SHOWN IN AGED WHITE
Sold As	EACH	PAIR	PAIR
Finishes	<div><p>Antique Silver AS</p></div> <div><p>Faux Wood AW</p></div> <div><p>Gilded Gold RG</p></div> <div><p>Aged White WHT</p></div>	<div><p>Antique Silver AS</p></div> <div><p>Faux Wood AW</p></div> <div><p>Gilded Gold RG</p></div> <div><p>Aged White WHT</p></div> <div><p>Bronze/Black 028</p></div>	<div><p>Antique Silver AS</p></div> <div><p>Faux Wood AW</p></div> <div><p>Gilded Gold RG</p></div> <div><p>Aged White WHT</p></div>
Size	 <p>8.5" 5" 5" 5"W x 8.5"D x 5"H RETURN 3.5"</p>	 <p>4" 4" 4" 4"W x 4"D x 4"H RETURN 3.5"</p>	 <p>4" 4" 4" 4"W x 4"D x 4"H RETURN 3.5"</p>

Holdbacks



Styles

Roundel WT007
SHOWN IN FAUX WOOD

Rose Design WT008
SHOWN IN GILDED GOLD

Sold As

PAIR

PAIR

Finishes



Faux Wood AW



Antique Silver AS



Gilded Gold RG



Faux Wood/Gold 021



Aged White WHT



Bronze/Black 028



Antique Silver
AS



Faux Wood
AW




Gilded Gold
RG




Aged White
WHT

Size




4"W x 4"D x 4"H RETURN 3.5"





















4"W x 4"D x 4"H RETURN 3.5"

Holdbacks

		 Larger face plates. See measurements below	
Styles	Tieback WT014 SHOWN IN BRONZE BLACK	Fleur WOT07 SHOWN IN GILDED GOLD	Square Petals WOT09 SHOWN IN ANTIQUE SILVER
Sold As	EACH	EACH	EACH
Finishes	<div>Antique Silver AS</div> <div>Faux Wood AW</div> <div>Gilded Gold RG</div> <div>Aged White WHT</div> <div>Bronze/Black 028</div>	<div>Antique Silver AS</div> <div>Faux Wood AW</div> <div>Gilded Gold RG</div> <div>Aged White WHT</div>	<div>Antique Silver AS</div> <div>Faux Wood AW</div> <div>Gilded Gold RG</div> <div>Aged White WHT</div>
Size	 4.25"W x 4"D x 4.25"H RETURN 3.5"	 6.5"W x 5.5"D x 6.5"H RETURN 4"	 6.5"W x 5.5"D x 6.5"H RETURN 4"




















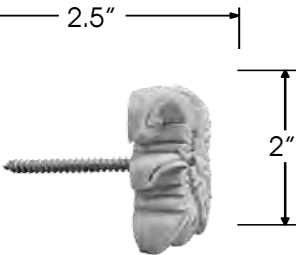
Holdbacks




















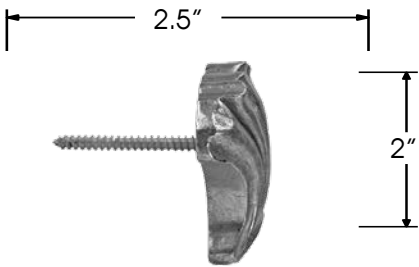

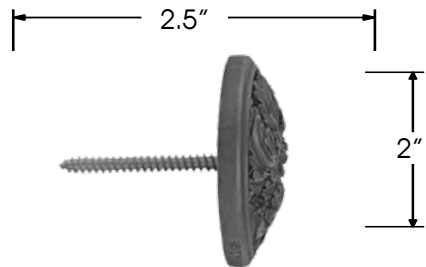
Styles	Square Leaf WOT08 SHOWN IN AGED WHITE	Scalloped Leaf WOT06 SHOWN IN FAUX WOOD	3.5" Tieback Extender P8267 SHOWN IN GILDED GOLD
Sold As	EACH	EACH	EACH
Finishes	 Antique Silver AS  Faux Wood AW  Gilded Gold RG  Aged White WHT	 Antique Silver AS  Faux Wood AW  Gilded Gold RG  Aged White WHT  Bronze/Black 028	 Antique Silver AS  Faux Wood AW  Gilded Gold RG  Aged White WHT  Bronze/Black 028
Size	 6.5"W x 5.5"D x 6.5"H RETURN 4"	 6.5"W x 5.5"D x 6.5"H RETURN 4"	 2.75"W x 3.5"D x 2.75"H RETURN 3.5"

Menagerie Collection

Holdbacks & Tab Top Holders

			
Styles	4" Tieback Extender P8268 SHOWN IN GILDED GOLD	6" Tieback Extender P8265 SHOWN IN GILDED GOLD	Floral TT001 SHOWN IN AGED WHITE
Sold As	EACH	EACH	EACH
Finishes	<div>  Antique Silver AS </div> <div>  Faux Wood AW </div> <div>  Gilded Gold RG </div> <div>  Aged White WHT </div> <div>  Bronze/Black 028 </div>	<div>  Antique Silver AS </div> <div>  Faux Wood AW </div> <div>  Gilded Gold RG </div> <div>  Aged White WHT </div> <div>  Bronze/Black 028 </div>	<div>  Antique Silver AS </div> <div>  Faux Wood AW </div> <div>  Gilded Gold RG </div> <div>  Aged White WHT </div>
Size	<div>  <div>4"</div> <div>2.75"</div> </div> <div>2.75"W x 4"D x 2.75"H RETURN 4"</div>	<div>  <div>6"</div> <div>2.75"</div> </div> <div>2.75"W x 6"D x 2.75"H RETURN 6"</div>	<div>  <div>2.5"</div> <div>2"</div> </div> <div>2"W x 2.5"D x 2"H</div>

Menagerie Collection
Tab Top Holders

			
Styles	Almond Leaf TT002 SHOWN IN ANTIQUE SILVER	Rose TT003 SHOWN IN GILDED GOLD	Roundel TT010 SHOWN IN FAUX WOOD
Sold As	EACH	EACH	EACH
Finishes	 Antique Silver AS  Faux Wood AW  Gilded Gold RG  Aged White WHT	 Antique Silver AS  Faux Wood WHT  Gilded Gold RG  Aged White AW	 Antique Silver AS  Faux Wood AW  Gilded Gold RG  Aged White WHT  Faux Wood/ Gold 021  Bronze/Black 028
Size	 2"W x 2.5"D x 2"H	 2"W x 2.5"D x 2"H	 2"W x 2.5"D x 2"H

Top Treatment



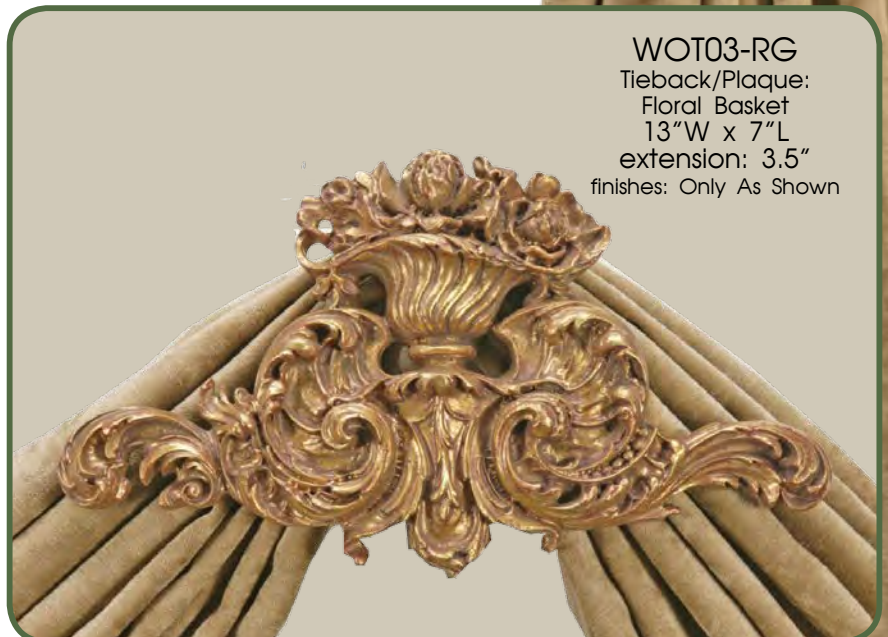
WOT01-RG
Tieback/Plaque:
Acanthus-Pair
9"W x 11"L (each)
extension: 3.5"
finishes: Only As Shown



WOT02-RG
Tieback/Plaque:
Della Robbia Shield
5.5"W x 11" L
extension: 3.5"
finishes: Only As Shown



Each Holdback has a removable Face Plate to allow for easy fabric placement. The Face Plate also has built in hangers on the back and may hang as a plaque.



WOT03-RG
Tieback/Plaque:
Floral Basket
13"W x 7"L
extension: 3.5"
finishes: Only As Shown

Crowns

WC01

Corona: The Casale
in RG-Gilded Gold Finish




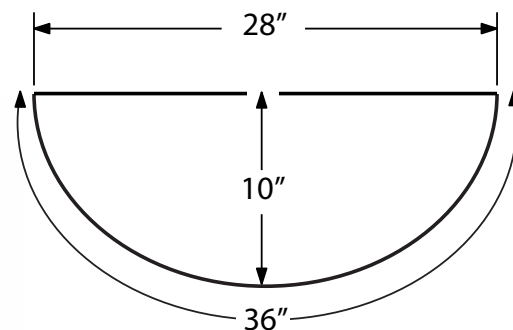
WC01

Corona: The Casale
Size: 8"H x 35"W x 17"D
finishes: RG, WHT



WC01

Corona: The Casale
in WHT finish



**A metal band is mounted to the inside of each crown/corona and can be removed to install fabric.*

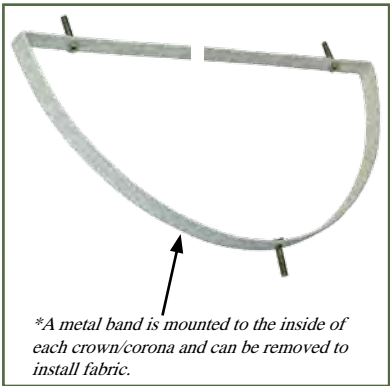
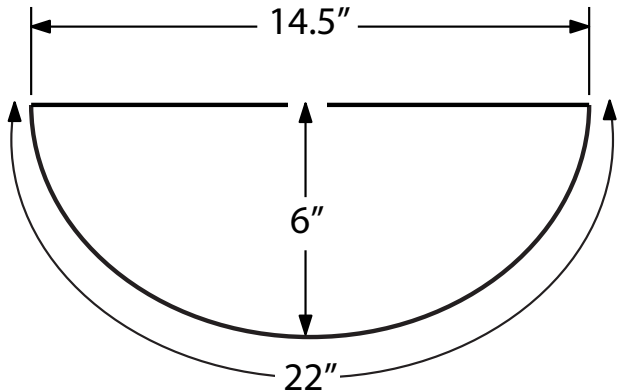
Coronas



WC02
Crown: The Livorno
in RG finish

WC02
Crown: The Livorno
in WHT finish

WC02
Crown: The Livorno
Size: 6"H x 20"W x 10"D
finishes: RG, WHT



**A metal band is mounted to the inside of each crown/corona and can be removed to install fabric.*





TMS - *Menagerie*®

Forged Metal Top Treatments



Metal Tiebacks



K73186
Gryphons Tiebacks
Size: 4"D x 6.5"H x 11"W
Return 3.5"
PAIR



K73184
Grapevine Tiebacks
Size: 9"D x 7.5"H x 10.5"W
Return 3.5"
PAIR



K73187
Floral with Spear Tiebacks
Size: 6"D x 11.5"H x 9"W
Return 3.5"
PAIR



K73197
Extended Leaf Tiebacks
Size: 5"D x 12"H x 10"W
Return 3.5"
PAIR

Metal Tiebacks



K73209

Forked Leaf Tiebacks

Size: 9.5"D x 9.5"H x 5"W

Return 3.5"

PAIR



K73496

Large Single Leaf Tiebacks

Size: 5"D x 12"H x 4"W

Return 3.5"

PAIR

K73200

Single Leaf Tiebacks

Size: 7.5"D x 8"H x 2.5"W

Return 3.5"


PAIR




Metal Top Treatment



K72243 Set/3
Banded Scroll
Size Top: 23.5"L x 7.5"H x 4"D
Size Holdbacks: 6"L x 10"H x 4"D
SET



K72242 Set/3
Peacock
Size Top: 21.5"L x 10.5"H x 4"D
Size Holdbacks: 7"L x 8.5"H x 4"D
SET



K72246 Set/3
Oval Relief
Size Top: 17"L x 7"H x 4"D
Size Holdbacks: 8.75"L x 3.5"H x 4"D
SET



CASA Artistica Collection

Metal Top Treatment



K72238 Set/3

Scroll

Size Top: 13"L x 6.5"H x 4"D

Size Holdbacks: 7.5"L x 3.5"H x 4"D

SET



01-GOLD

02-BRONZE

03-BLACK

04-GUNMETAL

K72240

Medallion Design

Size Top: 13"L x 6.5"H x 4"D

EACH



01-GOLD

02-BRONZE

03-BLACK

04-GUNMETAL



K72241 Set/4

Grape Leaf

Size Top: 13.5"L x 9"H x 4"D

Size Holdbacks: 6.5"L x 5"H x 4"D

SET



01-GOLD

02-BRONZE


03-BLACK

04-GUNMETAL

Metal Top Treatment




K72244
Royal Large
Size: 41"L x 10.5"H x 4"D
EACH




*holdbacks (WT007)
sold separately

K72239 Set/3
Fleur Design
Size Top: 29"L x 14.5"H x 4"D
Size Holdbacks: 6"L x 10"H x 4"D
SET





K72245 Set/3
Pomegranate Medallion
Size Top: 17"L x 9"H x 4"D
Size Holdbacks: 8.75"L x 3.5"H x 4"D
SET





CURTAINBLING

Add the element of fun and sophistication to your decor with CurtainBling. Apply CurtainBling to drapery panels, cornice boards, accent pillows, and table skirts to create a one of a kind design.



CJ-24 - Rose
Size: 2" x 2"
EACH



CJ-22 - Savannah
Size: 2" x 2"
EACH



CJ-13 - Bryanna
Size: 1 1/2" x 1 1/2"
EACH



CJ-18 - Marilyn
Size: 2 7/8" x 2"
EACH

Curtain Bling



CJ-16 - Crystal
Size: 2 1/8" x 2 1/8"
EACH



CJ-19 - Fran
Size: 1 7/8" x 1 7/8"
EACH



CJ-15 - Julie
Size: 2" x 2"
EACH



CJ-07 - Paige
Size: 5 3/4" x 2 3/4"
EACH



CJ-20 - Tracy
Size: 1 3/4" x 1 3/4"
EACH



CJ-21 - Violet
Size: 2 1/2" x 2 1/2"
EACH



CJ-17 - Dora
Size: 2 3/4" x 2 3/4"
EACH



CJ-02 - Linda
Size: 5 1/4" x 2"
EACH



CJ-10 - Britt
Size: 4 1/2" x 1 3/8"
EACH



CJ-25 - Christy
Size: 2" x 2"
EACH



CJ-12 - Helen
Size: 5 1/2" x 1 3/4"
EACH



CJ-14 - Ginny
Size: 6" x 2 3/8"
EACH



CJ-03 - Jill
Size: 5 1/4" x 2"
EACH



CJ-09 - June
Size: 4 3/4" x 2 3/4"
EACH



CJ-04 - Fiona
Size: 5" x 1 5/8"
EACH



CJ-05 - Karen
Size: 5 1/2" x 1 3/8"
EACH



CJ-01 - Samantha
Size: 5 1/2" x 2 1/2"
EACH



CJ-06 - Judy
Size: 4 1/4" x 1 1/2"
EACH



CJ-11 - Lauren
Size: 4 3/4" x 1 1/2"
EACH

Curtain Bling



CJ-27 - Allison
Size: 2" X 1 5/8"



CJ-28 - Claire
Size: 6" X 1 3/4 "



CJ-29 - Kathy
Size: 5 1/2" X 2 1/2"



CJ-30 - Stella
Size: 7" X 7/8"



CJ-31 - Stacey
Size: 6" X 1 5/8"



CJ-32 - Lori
Size: 6" X 1 3/8"



CJ-33 - Beth
Size: 5 3/4" X 1 3/4"



CJ-34 - Kassdy
Size: 7" X 1 1/2"

Curtain Bling



CJ-35 - Annie
Size: 7 1/4" X 3 3/4"



CJ-36 - Charlize
Size: 7" X 3 3/4"



CJ-37 - Renee
Size: 7" X 3 3/4"



CJ-38 - Janette
Size: 7" X 2"



CurtainBling

Curtain Bling

Installation Instructions



This is how the back of your CurtainBling looks. Notice the pin clutch on the pointed end.



Gently grasp the pin stem and pull to remove the clutch from the pointed end.



Carefully insert the pointed end of the pin back into the fabric where you want the CurtainBling displayed.



It only took a matter of a few seconds to remove the clutch, select the spot, and insert the pin.



CJ-Display CurtianBling Display Case



Retail Packaging

All CurtainBling are packaged for retail display and custom display cases are available.

Custom Blinds and Shades



Coulisse Double Roller Blinds Installed in Windows

Product Reference Guide for Custom Fabricated Hard Treatments

Coulisse Roller Shades

Sheer Shades

Solar Shades

Honeycomb Shades

Roman Shades

Woven Wood Shades

Coulisse Double Roller Blinds

Horizontal Wood & Leather Blinds

Coulisse Sliding Panel Tracks

Coulisse Laser Cut Vertical Blinds

TMS *Menagerie*®
Window Treatment Hardware for Interior Design

Custom Blinds & Shades

TMS-Menagerie offers custom fabrication of Blinds, Shades, and Panel Track systems at wholesale prices for the Interior Design Trade.

Fabric selections are available to meet all application and style preferences. Our fabrics include a full selection of Coulissee Fabrics (Essential, Ultimate, Nature, Laser Cut, Double Roller, and Jacquards), Cellular Shades, Sheer Shading, and Woven Woods.

All window treatments are constructed with the highest quality components including clutch systems, shade tubing, and tracks that exceed industry standards.

Special consideration is given to constructing durable and safe window treatments, and we utilize the latest safety solutions available that meet or exceed current compliance requirements in all US states.



Roller Shades

Fabrics Offered:

- Coulisse Essential Fabric – Expressive designs and elegant solid fabrics in a variety of colors in transparencies, light filtering, and black-outs.
- Coulisse Nature Fabric – A blend of natural and synthetic fibers that create an organic and sustainable appearance and consistency.
- Coulisse Ultimate Fabric – An exclusive collection of luxurious jacquard woven fabrics based on classical themes and elegant contemporary looks.
- Phifer Sheer Weave - Sun control fabrics designed to reduce solar heat gain, protect against damaging UV and improve the comfort of any interior space. Beautiful blends of vinyl coated fiberglass and polyester yarns.
- Mermet - Solar screen fabrics made from high quality PVC coated fiberglass yarn. Designed for solar protection and energy savings.

Options Available:

- Top Treatments – Cassettes with or without fabric inserts (Available in Black, Bronze, Silver, Vanilla, and White), Fabric Shade Valance (Matches shade fabric), Fabric wrapped cornice board (multiple sizes available).
- Cordless Clutch Systems – Calibrated stop intervals.
- Outdoor Clutch Systems – Cable guided available.
- Dual Shade Brackets – Available in vertical or horizontal orientation.
- Motorization – A/C powered using Somfy motors, or Low Voltage lithium wand. 1, 5, or 15 channel Remote, or 1, 5, or 15 channel wall switches. Universal Controller available for Home Automation System.



Roman Shades

Fabrics Offered:

- Coulisse Essential Fabric – Expressive designs as well as elegant solid fabrics available in a variety of colors offered in transparencies, light filtering, and black-outs.
- Coulisse Nature Fabric – A blend of natural and synthetic fibers that create an organic and sustainable appearance and consistency.
- Coulisse Ultimate Fabric – An exclusive collection of luxurious jacquard woven fabrics based on classical themes and elegant contemporary looks.
- Phifer Sheer Weave - Sun control fabrics designed to reduce solar heat gain, protect against damaging UV and improve the comfort of any interior space. Beautiful blends of vinyl coated fiberglass and polyester yarns.
- Mermet - Solar screen fabrics made from high quality PVC coated fiberglass yarn. Designed for solar protection and energy savings.
- All standard Roman Shades come with color coordinated lift cords, and a stainless steel pull tassel.

Options Available:

- Shade Style/Standard – **Flat Fold** hangs flat when lowered and creates gentle folds when raised. Each pane is divided by an aluminum rail that is placed between 6-1/2" and 8" apart depending on the length of the shade. **Soft Fold** has gentle rounded folds when lowered, and when raised the folds become more defined. Each pane is divided by an aluminum rail that is placed between 6-1/2" and 8" apart depending on the length of the shade. The soft sculpted folds produced a relaxed, yet elegant atmosphere.
- Absolute Headrail w/Continuous Cord - Headrail covered w/matching shade fabric. Continuous circular white or silver beaded cord with patented tension device for additional safety.
- Top-Down/Bottom-Up Headrail (Shown in picture) – Thin white headrail with silver or white beaded chain loop held by patented universal tension device.
- Motorization – Option #1 is a 12 volt lithium battery wand operated Absolute Headrail System. Option #2 is a Heavy Duty 120 volt Absolute Headrail System with a power transformer. Both systems are designed for single channel remote operation.

All Roman Shades have a fabric covered aluminum hembar with sealed ends



Picture of Flat Fold Roman Shades



All Roman Shades come with color coordinated lift cords, and a stainless steel pull tassel.



Roman Shades Shown in Soft Fold Standard



Double Roller Blinds

Fabrics Offered:

Coulisse Double Roller Blind Fabric – An exclusive collection of double roller blind fabrics offer a variety of sensational new decorative dimensions to window blinds. Varieties include **Basic Solid Fabric** which consists of beautiful deep colors in exceptionally wide ranges. **Stylish Lines Fabric** has elegant woven stripes in the non transparent parts of the fabric to give the blind fabric a chic look and sense of refinement. **Nature Touch Fabric** offers an authentic feeling of nature expressed in sustainable woven fabric that beautifully filters light and adds warmth and the timeless statement of style to the interior. **Functional Black Outs** are a combination of transparent and black-out stripes that allow both the ability of privacy, and powerful contrasting lines. Some designs have embossed patterns to bring modern accents into play. **Graphic Jacquards** have subtle all-over graphic patterns that are inspired by classical designs, available in stylish chic colors, each of which will add to the high-end look of the jacquards.

Options Available:

- Three Unique Headrail Systems – **Cassette** (3" wide) in White, Ivory, Black, Bronze, and Grey. **Aluminum Headrail** (2-1/2" Depth) in White with ceiling mount or wall mount brackets (must specify), works excellent with cornices. **Ultimate Fascia** (outside mount only), available in Bright, or Satin Aluminum finish, with beautiful hembar that matches the headrail. Excellent high end contemporary look. Shown in adjacent picture.
- Bottom Rail – Standard bottom rails will match the cassette (except Bronze/Brown used instead). Ultimate bottom rail matches the Satin or Bright Aluminum finish chosen.
- Motorization – Option #1 is a 12 volt lithium battery wand or transformer operated. Option #2 is a Heavy Duty 120 volt (Cassette only), with a 3-prong plug or hardwire. Both systems are designed for a 1 or 5 channel remote operation, or wall switches. The Ultimate Headrail uses a 120 volt Coulisse motor w/transformer. Universal Interface with Universal Home Automation System available (Cassette only).



Coulisse Double Roller Shade with Ultimate Headrail

Sliding Panel Tracks and Laser Panel Systems


Sliding panel tracks offer flexibility, effective light and shade control and UV protection across large expanses of windows.

Fabrics:


- Sliding Panel Tracks are available from Coulisse Nature Fabrics, and select Coulisse Essential, Ultimate, Jacquards, Laser Fabrics, Phifer Sheer Weave & Mermet Solar Fabrics.

Headrail Systems:


- Sliding Panel Tracks are available in two, three, four, and five channel tracks.
- The headrails can be installed with wall brackets or ceiling brackets for a clean contemporary look.
- Sliding Panel Tracks are available in White and Silver Tracks
- Splicing available upon request
- The sliding profile is attached to the fabric with an industrial Velcro runner which simplifies the assembly and installation process.
- Headrails are available to be purchased separately.
- Standard Panel Tracks are cord drawn. Optional baton draw or Free Flowing Panel Track Systems are available upon request at no extra charge.
- Motorized DC panel Track Systems are available with a compact motor that is aesthetically incorporated in the blind system. It can be Battery, Transformer, or Solar operated



Bottom View of Ultimate Headrail (left). Free Flow Headrail (middle), and Motorized Headrail (right)



Decorative Magnetic Panel Clips



Ultimate Free Flowing Sliding Panel Track

Fabric Panels:

Fabric Panels may be installed as Free Flowing and individually adjusted. Panels can be collected and follow a lead panel in sequence when opening and closing. They can be installed as center separating, or stack right or left. When stacked, they position themselves exactly behind each other with no light fissure between the rail and the panels, and the panels will reach the end of the window frame.

- Individual panels may be purchased separately "Panels only".
- Fabric Panels are manufactured with heat sealed edges, and a heat sealed bottom hembar with sealed ends.
- Easy to follow instructions included with all Fabric Panel Tracks.

Options Available:

- Top Treatments - Fabric wrapped Cornice Boards or a Shade Valances are available for purchase.
- Decorative Magnetic Panel Clips - Available for "Free Flowing" panels (Available in Chrome, Satin, White, Oak, and Textured Black, and Brown).

Continued next page

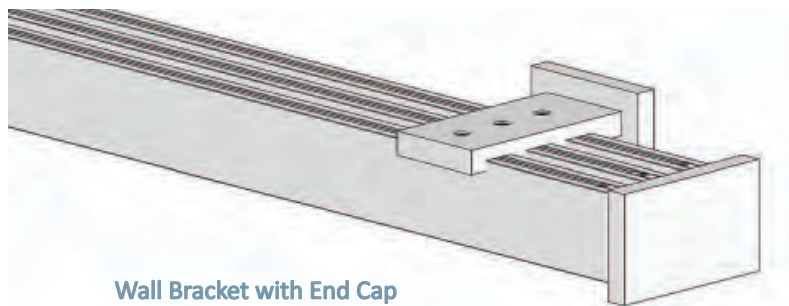
Sliding Panel Tracks and Laser Panel Systems, Cont.

Options Available, Continued:

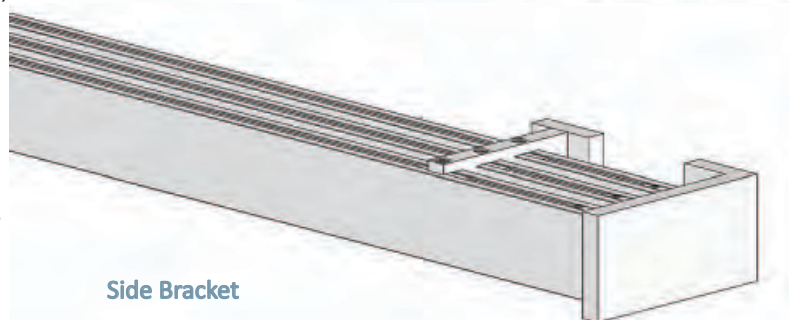
- **Ultimate Free Flowing Sliding Panel Track** – A modern “Free Flowing” Panel Track System that offers individual Fabric Panel placement in whatever configuration you desire. The Ultimate Free Flowing Sliding Panel Track Headrail includes decorative brackets and invisible sliding profiles for a high-end contemporary look.
- **Decorative Brackets** - Include Side Mount, Wall bracket w/End Cap, and Ceiling Bracket w/End Cap (Shown in adjacent picture).
- **Rail Connector** – Used to splice two rails together. Maximum individual rail length is 13 feet on Brite Headrail, and 16 feet on the Satin Headrail. Accent Square is available to hide splice.
- Bottom Hembar rail of Ultimate Free Flowing Sliding Panel Track is matched to the Top Head rail.



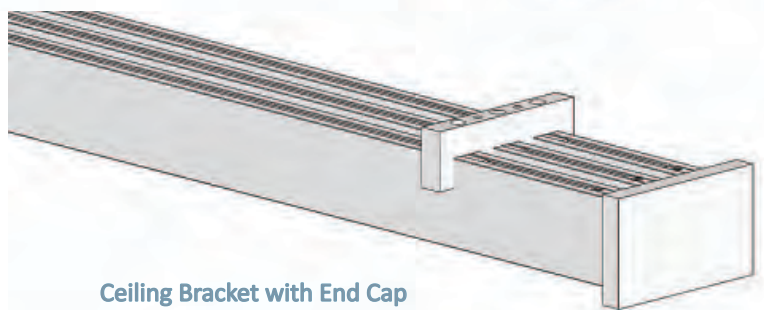
Mounting Options for Ultimate Headrail



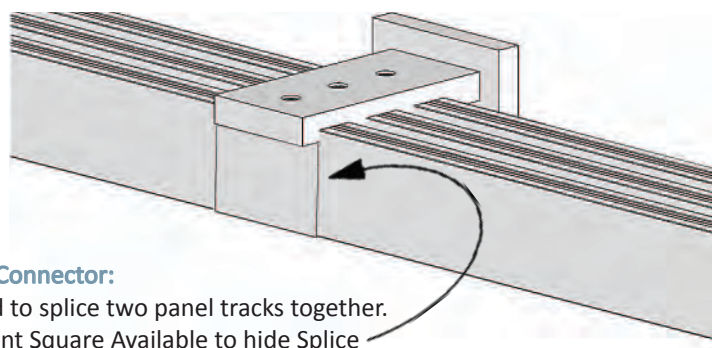
Wall Bracket with End Cap



Side Bracket



Ceiling Bracket with End Cap



Rail Connector:

Used to splice two panel tracks together.
Accent Square Available to hide Splice

Laser Cut Vertical Blind Systems

A beautiful collection of laser cut fabrics for Panel Blinds. The Laser cut collection offers decorative cut varieties which were designed especially for Panel Blinds. The organic designs were inspired by nature with names such as Flora, Rail, Lotus, Leaves, Crystal, and Sunbeam. Designed by internationally renowned designer Andrea dall'Olio these proprietary fabric designs are available in widths of 23 5/8", 27 5/8", and 31 5/8" in colors of White and Dove Grey.



Laser Cut Blinds shown In Lotus Design

Sheer Shades

Sheer Shades feature horizontal vanes that float between two layers of soft, knitted fabric sheers which will soften the view to the outside. The vanes glide from open to closed to “out of sight” positions.

Benefits:

- All Sheer Shading Systems are available in widths up to 114” wide and 132” long.
- You can partially raise your manually operated Sheer Shades with the fabric vanes open in the “View through” position so that you can keep your view and still feel the outdoor breeze.
- Standard Headrail (Color Coordinated Aluminum).
- Easy to install hardware and brackets allows for effortless installations and easy removal.
- Continuous braided cord is standard.
- Cord tension device on all Sheer Shading Systems.
- Complies with CPSC guidelines.

Fabrics Offered:

- Light Filtering Fabrics – Vanes that add dimension to the room by letting in light yet providing some light control. Over 20 sheer colors.
- Room Darkening Fabrics – Feature vanes that provide light control and privacy. 6 colors.
- 2” and 3” vanes available.
- Fabrics are processed with topical treatment to resist flames and adhere to strict flammability codes.

Options Available:

- Deluxe Headrail - White aluminum with color coordinated fabric insert in the front to give the shade a continuous look. No extra charge for Deluxe Headrail.
- Tilt-Only Sheer Shades - Excellent option for covering Sidelights, Transoms, or French Doors. Tilt-Only Sheer Shades feature a narrow Headrail that matches the fabric selection. The Headrail can easily mount to a door window frame with unobtrusive hinges. An Operating Handle allows for adjusting the shades without touching them. The hinges and the handle are available in Brass or Brushed Nickel.

Continued next page



Top view of **Tilt-Only** Shade applied to French door showing the hinges and adjustment handle.

Sheer Shades, Continued


Options Available, Continued:

- **Motorization** - Sheer shades can be motorized with a radio frequency system that can be operated with several control options. The enhanced safety design eliminates the need for cords. A/C powered with 12 volt transformer is available, and the cord can plug into a standard power outlet. This A/C powered system can be operated with a RTS 5 Channel Remote, or a 5 Channel Wall Switch. Also available is a Battery Wand operated system using AA lithium batteries. This system can be operated with a RTS 5 Channel Remote, or a 5 Channel Wall Switch. It can also be operated with a Power Wand (Shown in picture), which provides easy access, and the ability to adjust the shade settings without locating a remote.
- **TRS Wireless Timer** - The RTS Wireless Timer allows you to set specific times for your shades to be raised and lowered. The timer can be programmed to work at specific or different times of the day. The TRS Wireless Timer also offers security functions that will raise and lower shades randomly to give the impression of an occupied home. All commands are via radio frequency so no wiring is needed

Sheer Shade Shown with Power Wand



Top-Down/Bottom-Up Honeycomb Shades



Double Cell Honeycomb Shade

Honeycomb Shades

Honeycomb Shades are built with durable, low-maintenance fabrics in a broad spectrum of designer colors, neutrals, and bold hues. Due to their unique cellular structure, Honeycomb shades are among the most energy-efficient window coverings available. The signature candlelight glow and hand crafted feel of the Honeycomb fabric delivers elegance to the home, office, or retail environment.

Fabrics Offered:

Elegance Collection – Woven fabrics for Translucent and Black-Out shades, and Knitted fabrics for Sheer and Semi-Sheer shades. Over 18 fabric colors ranging from creams and natural earth tones, to multi-colored and delicate textured fabrics that create visual artistry when illuminated in the window. All have 3/4" cells.

Classic Collection – Textured and Woven fabrics in over 48 Translucent and Black-Out color variations and blends. Available in 3/4", 3/8" and Double Cell Sizes. Fabrics tones that accentuate paint selections offered by well known and frequently used paint brands.

Honeycomb Shades, Continued

Fabrics Offered Continued:

Soft Touch Collection – Translucent and Black-Out fabrics offered in 3/4", 9/16", and Double-Cell sizes. Manufactured from extra-soft fabrics that produce both a light feel and touch. Colors are also soft and subtle.

Coulisse Honeycell - Highly sophisticated Honeycomb shades that offer a high-end grand look. Offered in 3/4" and 3/8" cells. This unique fabric offering has Transparent and Black-Out fabrics in 10 fabric categories – *Palma* has an extensive color range with fine looking thin fabrics, *Rioja* has a subtle textile look and feel with optimal climate regulation, *Alcante/Bilboa* has subtle stripes and dot designs, *Quebec/Ottawa* has a linen look & feel with a natural touch, *Atlanta, Hamilton, and Vancouver* have sheer weaves to linen optics and is warm touch, and *Seville* has soft water tones in a luxury aquareal pattern.

Options Available:

- Standard – Traditional cord operated Honeycomb Shade that rises from the bottom and stacks tight at the top.
- Cordless - Eliminates exposed cords and is easy to adjust by lifting or lowering the shade with a gentle push or pull on the bottom rail. Eliminates the danger of dangling cords to children and pets. Also available in Top-Down/Bottom-Up.
- Top-Down/Bottom-Up - This shade can be opened from both the top and bottom. Ideal for letting natural light through the top while preserving privacy below.
- Top-Down Only – Privacy is maintained while allowing natural light in. This shade neatly stacks at the bottom.
- Continuous Cord Loop - A continuous cord opens and closes the shade smoothly and evenly, eliminating the traditional dangling cord. A special clutch system w/safety tension device keeps this shade at the desired height. Ideal for larger shades.
- 2-On-1 Headrail - For very large windows, or two windows that are side-by-side. This specialty shade provides the appearance of a single shade, with two shades operating independently under one headrail.
- Day-Night Shade – Utilizes two different fabrics on one shade. A translucent fabric is used on the top and a Black-Out fabric on the bottom connected by a moving rail. This shade provides a variety of light control and privacy options.
- We offer 20 different thin Headrail colors for Honeycomb Shades. We provide a chart in our Honeycomb shade book that will offer our suggestion for the fabric you choose. However you may choose the Headrail color of your choice.
- Motorization – State of the art motorization systems are offered for Honeycomb Shades. Somfy 12V Battery or plug- in with RF Technology available for all shades.
- Arches – Stationary, Movable, Stationary Quarter Circle, Movable Quarter Circle, Top-Down Arch.



Top-Down Only Honeycomb Shades



Cordless Honeycomb Shades





Woven Woods Shades

Woven Wood Shades fashion windows in a natural and organic look like no other. Constructed from natural reeds, fibers, and bamboo, Woven Wood Shades create both formal and informal settings with sustainable materials that will last for years.

Fabrics:

Woven Wood fabrics consist of environmentally friendly reeds, fibers, and bamboo that are expertly woven to retain their natural textures and colors. Each fabric has its own distinctive texture, color and pattern. Each Woven Wood Shade comes with a shade valance that is 7" long (Longer valances up to 9" available at no extra charge).

Options Available:

- Classic Roman – Shade includes valance and rolls off the back of the headrail.
- Waterfall – Shade has no valance and rolls off the front of the headrail.
- Roman W/Roller Clutch – Looks just like the Classic Roman, but it has a continuous cord clutch mechanism for easy control that locks automatically at the desired height.
- 2-On-1 Headrail – Excellent for large windows. Allows you to have two shades on the same Headrail for independent control of each.
- Top-Down/Bottom-Up – Versatile and perfect for places where privacy is needed while preserving outside light.
- Attached Liner - Standard Woven Wood Shade with a fixed liner upgrade for consistent filtering or blocking of light. Four room darkening Fabrics are offered (White, Ivory, Beige, and Black), and two light filtering fabrics are offered (White and Beige).
- Operable Liner – Standard Woven Wood Shade accompanied by an independently operated liner. Four room darkening Fabrics are offered (White, Ivory, Beige, and Black), and two light filtering fabrics are offered (White and Beige).
- Edge Banding – Fabric Edge Banding available in 16 fabric colors.
- Motorized – Battery Operated (Lithium), with Somfy LT 30, A/C Plug-in with Somfy LT 30, and Solar Kit w/Y Harness Extension Cable with Somfy LT 30. Also available are Low Power 24V Motor with Somfy ST 30 (wire or plug-in) –Transformer included. Somfy ST 50 available with 100V hardwire or plug-in.
- Remote Control Options for Motorization - Remote Control options include: One Channel, Five Channel, Sixteen Channel, or One or Five Channel Wall Remote.




Wide Selection of Fabrics




Edge Banding



Bamboo & Grass Cloth



Straw Texture Weave



Reeded Weave

Horizontal Wood & Leather Blinds

Coulisse Wood, Leather & Bamboo Blinds raise the bar of quality compared to traditional wood blinds. With its vast array of high gloss finishes, wood grain finishes and real woods – Coulisse has provided a high-end look to a traditional window covering product. All wood blinds come with a metal finial at the end of the color coordinated cord.

Woods and Leather:

- Basswoods – High Gloss and Neutrals that have enhanced wood grain finishes.
- Laminate Frosted Woods – A wide collection of natural wood colors to suit many different styles.
- Exotic Woods – Specialty wood grain finishes
- Bamboo – Exotic Bamboo Hardwoods in over 16 natural wood tones.
- Leather – High-end European leather wrapped around aluminum slats. Incredibly modern urban look.
- Cortessa – Faux Wood Blinds. Affordable and durable. Wide range of wood finishes. Wood finials instead of metal.

Options Available:

- Cloth Tape – For added privacy
- High-End Profile Headrail – Available at no charge. Made from steel, and the Headrail cover is magnetized so that it can easily be adjusted in the front of the headrail and there are no clips needed.
- Motorization – Coulisse and Somfy motors.
- Multiple Blinds on one rail – Up to three on a Headrail.
- Standard Cord Lift or Tilt wand.



Exotic Wood Blinds



Leather Blinds



Exotic Bamboo with Greywash Blinds and color coordinated cords with metal finial

FABRIC BOOK REBATE PROGRAM

Purchase Fabric Books for any one or all product categories and receive a Free Retail Shade Guide & 10% off every order you place with us until your Fabric Book cost is rebated.

Contact us at TMS-Menagerie for details 407.339.4768

List of Fabric Books Offered:

Solar Screen
Wood & Leather Blind Decks - 5
Sheer Shading
Honeycomb Shades
Woven Woods

Coulisse Essential
Coulisse Nature
Coulisse Ultimate
Coulisse Double Roller
Coulisse Laser Panel
Coulisse Honeycell



For a quote on any size project, contact us at:

TMS-Menagerie

You can download easy to use order forms by going to our website:

www.tms-menagerie.com

Phone: 407.339.4768

Fax: 407.339.5946