

# ONA™

57th  
Anniversary

## ONA DRAPERY HARDWARE



M A S T E R C A T A L O G # 5 7



# ONA DRAPERY HARDWARE

Polished / Plated Finishes



Acrylic Rods



ONA Eco-Finials



ArtGlass Finials



ONARAIL™ - Barn Wheel Rod



ONAVERSE™



ONAGLIDE™



French Rods



Ona Drapery Hardware is your source for custom made drapery hardware. We manufacture every rod set to order using only premium heavy gauge steel, wrought iron, crystal and more.

Something for everyone. From traditional to contemporary, we offer many choices of styles and finishes to meet your every need.

Form and function. Our patented ONAVERSE™ cord traverse system is available in our 1-5/8" iron rods. Featuring a concealed mechanism, this unique decorative traverse rod is quiet and easy to operate.

We pride ourselves on quality workmanship, timely delivery and customer satisfaction. Select Ona Drapery Hardware and order with confidence.



# ONA

## **ONA DRAPERY HARDWARE**

*Master Catalog #57*

### TABLE OF CONTENTS:

STANDARD FINISHES .....	2
PREMIUM FINISHES .....	5
SUPER PREMIUM – POLISHED PLATED FINISHES .....	6
SUPER PREMIUM – MATTE PLATED FINISHES.....	7
IRON RODS .....	8
SPLICES, BAY & CURVED RODS.....	9
FRENCH RODS, ½" & ¾" DIAMETER .....	10
FRENCH RODS, 1" & 1-5/8" DIAMETER.....	11
RINGS .....	13
BATONS, WINDOW CRANES & SCROLL ROD WITH PEGS.....	14
ONAVERSE™ IRON TRAVERSE ROD .....	15
GROMMAVERSE™ IRON TRAVERSE ROD .....	16
ONAGLIDE™ .....	17
ONARAIL™ .....	20
ONA ACRYLIC RODS 1-5/8" DIAMETER .....	21
FINIALS .....	23
IRON FINIALS FOR ½" RODS .....	24
IRON FINIALS FOR ¾" & 1" RODS .....	28
IRON FINIALS FOR 1-5/8" RODS .....	35
CRYSTAL FINIALS .....	40
ONALUX™ FINIALS.....	43
ONA ARTGLASS FINIALS .....	46
ONA COUTURE ARTGLASS FINIALS.....	51
ONA ECO-FINIALS.....	53
BRACKETS.....	55
HOLDBACKS & SWAG HOLDERS.....	70
HOOKS & PEGS.....	71
ROSETTES .....	72
NOVELTY ROSETTES .....	77
CENTERPIECES.....	78
SAMPLES .....	79



## STANDARD FINISHES

All prices include a Standard finish of your choice. All our Standard finishes are hand done in house by our skilled artisans. Premium and Super Premium finishes are available for a surcharge.



Aged Iron



Antique



Antique Brass



Ash



Beijing



Black



Brass



Brite Silver



Bronze



Brushed Nickel



Burgundy



Burnished Bronze

## STANDARD FINISHES

All prices include a Standard finish of your choice. All our Standard finishes are hand done in house by our skilled artisans. Premium and Super Premium finishes are available for a surcharge.



Chalet



Champagne



Espresso



French Blue



Gilded Silver



Gilt



Gold



Gold Blush



Gold Dust



Havannah



Heirloom



Henna

## STANDARD FINISHES

All prices include a Standard finish of your choice. All our Standard finishes are hand done in house by our skilled artisans. Premium and Super Premium finishes are available for a surcharge.



Leather



Mica **NEW!**  
Grommet match: *Satin Smoke / Brushed Steel*



Mineral



Moss



Natural Iron



Nutmeg



Pearl



Pewter



Platinum **NEW!**  
Grommet match: *Matte Nickel*



Sepia



Swiss Gold



Versailles



Vintage Walnut



White



Winter

# PREMIUM FINISHES

Our Premium finishes feature a beautiful sheen and are available in a variety of popular color ways. Finishes marked **OD** are weather resistant and suitable for installation \*outdoors. Some finishes are complementary to popular grommet colors and marked as such. Minimum charges and application surcharges apply. Additional lead time required.

 <p><b>NEW!</b> Antique Copper OD Grommet match: Antique Copper</p>	 <p><b>NEW!</b> Cognac OD</p>	 <p><b>NEW!</b> Copper Penny OD</p>	 <p><b>NEW!</b> Cream</p>	 <p><b>NEW!</b> Dark Brass OD Grommet match: Antique Brass</p>	 <p><b>NEW!</b> Dark Bronze OD</p>
 <p><b>NEW!</b> Frost OD</p>	 <p>Gloss Black OD</p>	 <p>Gloss White OD</p>	 <p>Gun Metal</p>	 <p><b>NEW!</b> Hammered Brass OD</p>	 <p>Hammered Silver</p>
 <p>Hammered Steel OD</p>	 <p>Mink OD</p>	 <p><b>NEW!</b> Natural Iron OD</p>	 <p><b>NEW!</b> Navy OD</p>	 <p><b>NEW!</b> Palladium OD</p>	 <p>Sable OD</p>
 <p><b>NEW!</b> Satin Black OD Grommet match: Black</p>	 <p>Shiraz OD Grommet match: Oil Rubbed Bronze</p>	 <p><b>NEW!</b> Silver OD</p>	 <p><b>NEW!</b> Stainless OD</p>	 <p>Umber OD</p>	 <p><b>NEW!</b> Warm Bronze OD</p>
 <p><b>NEW!</b> White OD</p>	 <p><b>NEW!</b> 24K Grommet match: Polished Brass</p>	<p><i>*Featuring a durable powder coat, outdoor finishes marked <b>OD</b> are weather resistant and suitable for exterior installation. However, we do not warrant the finish to exposure due to climatic conditions over which it has no control. Minimal maintenance may be required including occasional touch up or waxing over time.</i></p>			

## SUPER PREMIUM – POLISHED PLATED FINISHES

Stunning hand polished and plated finishes are available on all our smooth round rods and hardware. Choose Polished Chrome for a spectacular bright finish or Polished Nickel for a slightly warmer hue. Our Polished Copper and Polished Brass are un-lacquered "Living Finishes" that will naturally darken and develop a lustrous patina over time. An optional clear coat may be specified to maintain a bright look if preferred. We suggest selecting smooth finials for the most even appearance. **Textured finials will show contrast once plated as only high points can be polished bright.** Surcharges apply. Additional lead time required.

### Polished Nickel



Matching screw caps included.

### Polished Chrome



Matching screw caps included.

### Polished Copper – un-lacquered "living finish"



Matching screw caps included.

### Polished Brass – un-lacquered "living finish"



Matching screw caps included.



## SUPER PREMIUM – MATTE PLATED FINISHES

Matte plated finishes are available on all our smooth round rods and hardware. Hand brushing after plating provides a softened and modern effect. Our Matte Copper and Matte Brass are un-lacquered "Living Finishes" that will naturally darken and develop a lustrous patina over time. An optional clear coat may be specified to maintain a bright look if preferred. We suggest selecting smooth finials for the most even appearance. **Textured finials will show contrast once plated as only high points can be polished bright.** Surcharges apply. Additional lead time required.

### Matte Nickel



Matching screw caps included.




### Matte Chrome



Matching screw caps included.




### Matte Copper – un-lacquered "living finish"



Matching screw caps included.



### Matte Brass – un-lacquered "living finish"



Matching screw caps included.



# IRON RODS

All iron rods are cut exactly to the length you specify. The following rod styles and sizes are available. Rod sections are shown in actual size. **Standard finishes are included in pricing. Premium and Super Premium finishes available. Surcharges apply.** We can ship rods up to 118" in one piece with standard shipping service. For rods longer than 118" we recommend splicing. If you require a one piece rod longer than 118" please call for a freight quote.

**½" Round** (bracket required every 60") Finish: Gilt



**½" Twist** (bracket required every 60") Finish: Heirloom



**½" Square** (bracket required every 60") Finish: Havannah



**½" Square Hammered** (bracket every 60") Finish: Natural Iron



**¾" Round** (bracket required every 72") Finish: Sepia



**¾" Round Hammered** (bracket every 72") Finish: Aged Iron



**1" Round** (bracket required every 108")  
Finish: Versailles



**¾" Twist** (bracket every 72") Finish: Burnished Bronze  
(Use 1½" ID rings or larger. 1" ID rings will not work.)




**1" Square** (bracket required every 108")  
Finish: Brushed Nickel



**1" Square Hammered** (bracket required every 108")  
(2" ID rings are recommended.) Finish: Bronze



**\*1-5/8" Round** (bracket required every 120") \*Available with **ONAVERSE™** cord traverse system. Finish: Black



**NEW! Specialty rods – Bamboo effect (120" max length, must be cut between knuckles. Finished length subject to vary).**

*\*Rods are not shown to scale. Diameter is measured between knuckles. Super Premium finishes not available.*

**NEW! \*5/8" Bamboo** (bracket required every 60")  
Finish: Brass



**NEW! \*1" Bamboo** (bracket required every 72")  
Finish: Antique Brass



# SPLICES, BAY & CURVED RODS

## Splice

We can ship rods up to 118" in one piece with standard shipping service. For rods longer than 118" we recommend splicing. If you require a one piece rod longer than 118" please call for a freight quote.

### Easy to order,

- Specify overall rod length and indicate location of splice if other than center. A bracket must be used at each splice point for support.




## Miter Cut with Adjustable Joint

The best solution for 1" or 1-5/8" bay and corner rods. Adjustable joint is available with 1" and 1-5/8" rods only. Rod ends will be miter cut to the angle you specify. Adjustable joint is hinged to allow adjustment to match mitered angles and slides inside the rod. Set screws on backside of rod tighten to join rod together.

### Easy to order,

- Specify wall angles and backwall measurements (not including finials). We will make the necessary deductions. Adjustable brackets are recommended. Four brackets are usually sufficient for most three-sided bay windows.



Adjustable Joint




## Miter Cut & Weld

Recommended for 1/2" or 3/4" rods. Specify wall angles and backwall measurements (not including finials). Adjustable brackets recommended. Freight shipment may be required.



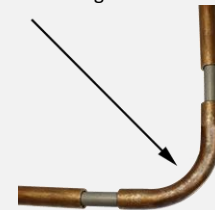
## Miter Cut Only

Recommended when butting 1/2" or 3/4" rods together. Please specify wall angles and backwall measurements (not including finials). Adjustable brackets recommended.



## Curved Corner Joint\*

For 1" & 1-5/8" rods only. Measures 5" x 5". Splice rods into curved corner joint to create a soft 90° curve. Non load bearing\*.



## Continuously Curved Rods

We offer custom curving for bay, bow and arched windows for all of our rods. Rings or tabs can be welded to rods if necessary. Templates are required for bow and arched rods. Please indicate on template where rod ends (not including finials). Adjustable brackets are recommended. Freight shipment may be required.

Double reverse curved rod set



Arched rod with welded rings



Continuously curved *ONAVERSE™* 1-5/8" iron traverse rod

Continuously curved Bay *ONAVERSE™* 1-5/8" iron traverse rod



# FRENCH RODS, 1/2" & 3/4" DIAMETER







One of the most popular drapery hardware styles right now are French Rods that return to the wall. We offer many options to configure these rods to your application.



French Rods for 1/2" and 3/4" diameter rods are solid. We Heat & Bend the returns to the rod in one piece. The return ends are drilled to slip onto pinned bases. Provide Face Width measurement when ordering. Specify base style. Standard projection is 3 1/2" to rod center. Please specify if you require a custom projection. Minimum projection for 1/2" rods is 1 1/2". Minimum projection for 3/4" rods is 2". **Center supports are recommended for rods over 60". Swivel base brackets are recommended as center supports and can be ordered with coordinating bases. Café brackets are suggested as center supports for 1/2" rods using Café bases under 3 1/2" projection.**

### Easy to order,

1. Specify: **Face Width, Rod Style, Pinned Base Style and Finish.**
2. Standard projection is 3 1/2" measured to the rod center. Please specify if you require a custom projection.
3. Order additional brackets, rings and batons as needed.
4. Pricing: Rod cost = face width + return lengths rounded up to the next full foot + each heat & bend return (returns include pinned bases of your choice).

<p>Assembly Shown Finish: <i>Sepia</i></p> 	<p><b>Standard Pinned Base</b> Base: 1" x 4" -<i>Our most popular style!</i>- Finish: <i>Sepia</i></p> 	<p><b>Deco Pinned Base</b> Base: 1 1/2" x 3 1/2" Finish: <i>Sepia</i></p> 
<p><b>Round Pinned Base</b> Base: 2" round Finish: <i>Sepia</i></p> 	<p><b>Square Pinned Base</b> Base: 1 1/2" x 3" Finish: <i>Sepia</i></p> 	<p><b>Café Pinned Base</b> For 1/2" rods only. Base: 1/2" x 2" Finish: <i>Sepia</i></p> 



# FRENCH RODS, 1" & 1-5/8" DIAMETER

One of the most popular drapery hardware styles right now are French Rods that return to the wall. We offer many options to configure these rods to your application.



French Rods for 1" and 1-5/8" diameter rods are hollow. Returns are sold separately and splice into the rod ends. Returns without bases require brackets. Returns with welded bases suspend the rod and allow for direct installation. Standard projection is 3½" to rod center. 6" projection available at no extra charge (6½" for 1-5/8" rods). Custom projection available at an extra charge. Provide Face Width measurement when ordering. **Center supports are recommended for rods over 96". See coordinating bracket section.**

### Easy to order,

1. Specify: **\*Face Width, Rod Style, Return Style and Finish.** \* We will cut rods to the appropriate length to equal your specified face width.
2. Standard projection is 3½" measured to the rod center. Please specify if you require a custom projection.
3. Order additional brackets, rings and batons as needed.
4. Pricing: Rod cost = Face width (minus 10" for returns) rounded up to the next full foot + each return.

### Return

Splices into rod end. Adds approximately 5" per side. Brackets are required.

Finish: *Black*



Assembly Shown



### Return with \*Base

Splices into rod end. Adds approximately 5" per side. \*Specify base style.

Deco Base / Finish: *Brushed Nickel*



Assembly Shown



# 1" ROUND RETURNS FOR FRENCH RODS

Specify 3½" or 6" projection to rod center. Custom projection available at an extra charge.

## Return with Standard Base -Our most popular style!



Specify 3½" or 6" projection. Base: 1" W x 4" L. Finish shown: *Versailles*

## Return



Specify 3½" or 6" projection. Additional brackets required. Finish shown: *Polished Nickel*

## Return with Deco Base



Specify 3½" or 6" projection. Base: 1½" W x 3½" L. Finish Shown: *Brushed Nickel*

## Return with Square Base



Specify 3½" or 6" projection. Base: 1½" W x 3" L. Finish shown: *Sepia*

## Return with Horizontal Base\*



Specify 3½" or 6" projection. Base: 4" W x 1" L. \*Do not use with heavy treatments. Finish Shown: *Versailles*.

## Return with Round Base\*



Specify 3½" or 6" projection. Base: 2" Diameter. \* Round Swivel brackets are recommended as center supports. Finish shown: *Pearl*

## Double Return with Standard Base



Projection: 3" & 6". Base: 1" W x 4" L. Finish shown: *Versailles*

Assembly shown.



## Double Drop In Bracket



For use with double returns. Projection: 3" & 6".

# 1" SQUARE RETURNS FOR FRENCH RODS

Specify 3½" or 6" projection to rod center. Custom projection available at an extra charge.

## Return with Standard Base



Specify 3½" or 6" projection. Base: 1" W x 4" L. Finish shown: *Brushed Nickel*

## Return



Specify 3½" or 6" projection. Additional brackets required. Finish Shown: *Brushed Nickel*

## Return with Deco Base



Specify 3½" or 6" projection. Base: 1½" W x 3½" L. Finish shown: *Natural Iron*

## Return with Square Base



Specify 3½" or 6" projection. Base: 1½" W x 3" L. Finish shown: *Black*

## Return with Horizontal Base\*



Specify 3½" or 6" projection. Base: 4" W x 1" L. \*Do not use with heavy treatments. Finish Shown: *Brushed Nickel*

## Double Return with Standard Base



Projection: 3" & 6". Base: 1" W x 4" L. Finish shown: *Brushed Nickel*

Assembly shown.



## Double Drop In Bracket



For use with double returns. Projection: 3" & 6".

# 1-5/8" RETURNS FOR FRENCH RODS

Specify 3½" or 6" projection to rod center. Custom projection available at an extra charge.

## Return with Base\*



Specify 3½" or \*6½" projection. Base: 1¼" W x 4½" L. \*Adjustable center brackets are recommended. \*Heavy Duty Brackets are required for 6½" projection. Finish shown: *Gilded Silver*


















## Return\*



Specify 3½" or \*6½" projection. \*Adjustable center brackets are recommended. \*Heavy Duty Brackets are required for 6½" projection. Finish shown: *Brite Silver*

# RINGS

Iron Rings are sold individually. All sizes are referenced by inside diameter (ID). Eyelet rings are recommended for most applications. Eyelets measure approximately 3/8" (ID). All rings can be furnished without eyelets upon request (surcharge applies).

<p><b>1" ring with eyelet</b>  <i>Most popular choice for 1/2" &amp; 3/4" rods.</i>                      Will not fit 3/4" twist rods.                      1" ID, 1-3/8" OD                      Measures 1-3/16" from top of rod to top of eyelet.</p> 	<p><b>1 1/2" ring with eyelet</b>  <i>Most popular choice for 1" rods.</i>                      Fits all 1" and smaller rods.                      1 1/2" ID, 2" OD.                      Measures 1 3/4" from top of rod to top of eyelet.</p> 	<p><b>2" ring with eyelet</b>  <i>Most popular choice for ONAVERSE™ and all 1-5/8" rods.</i>                      Fits 1-5/8" and smaller rods.                      2" ID, 2 1/2" OD                      Measures 2 1/4" from top of rod to top of eyelet.</p> 	<p><b>2 1/2" ring with eyelet</b>  <i>Recommended for frequently operated panels when used with Iron Batons.</i>                      2 1/2" ID, 3" OD                      Measures 2 3/4" from top of rod to top of eyelet.</p> 
<p><b>"C" rings with eyelet</b>                      Available for 1" or 1 1/5/8" rods only.                      Recommended for large curved rods or excessive spans. Use 2" i.d with 1" rods. Use 2-1/2" ID with 1-5/8" rods. Bypass brackets are required.</p>  <p>Assembly shown</p> 	<p><b>3" ring with eyelet</b>  <i>Provides a dramatic appearance.</i>                      3" ID, 3-5/8" OD.                      Measures 3-5/16" from top of rod to top of eyelet.</p> 	<p><b>Clip Rings</b>                      Recommended for stationary panels only. Do not use with heavy panels. Not for use with batons.</p>  <p><b>1" ring with clip</b>                      1" ID, 1-3/8" OD. Measures 2" from top of rod to top of clip opening.</p> <p><b>2" ring with clip</b>                      2" ID, 2 1/2" OD                      Measures 3" from top of rod to top of clip opening.</p>	<p><b>"S" ring</b>                      Use to hook on grommeted panels.                      Fits all 1" and smaller rods.                      1 1/2" ID, 2" OD                      Measures 3" from top of rod to inside of hook.</p> 
<p><b>1" Square ring with eyelet</b>                      Will not fit 3/4" twist rods.                      1" ID, 1-3/8" OD                      Measures 1-3/16" from top of rod to top of eyelet.</p> 	<p><b>1" Diamond ring with eyelet</b>                      Will not fit 3/4" twist rods.                      1" ID, 1-3/8" OD</p> 	<p><b>1 1/2" Square ring with eyelet</b>                      Fits all 1" and smaller rods.                      1 1/2" ID, 2" OD                      Measures 1 3/4" from top of rod to top of eyelet.</p> 	<p><b>1 1/2" Diamond ring with eyelet</b>                      Fits all 1" and smaller rods.                      1" ID, 1-3/8" OD</p> 
<p><b>2 3/4" Diamond ring with eyelet</b>  <i>Get creative with this oversize ring!</i>                      Recommended for stationary panels only.                      2 3/4" ID, 3 3/4" OD</p> 	<p><b>*Grommet # 15</b>                      Grommet size # 15 is 2" inside diameter. For GROMMAVERSE™ &amp; 1-5/8" rods. *Stock finishes only.</p>  <p><b>*Grommet # 12</b>                      Grommet size # 12 is 1-9/16" inside diameter. For use with rods up to 1" diameter. *Stock finishes only.</p>	<p><b>*Grom-A-Link™ # 15 assembly</b>                      Required for GROMMAVERSE™ rods. Sold per link, includes # 10 bead chain and connectors.                      (Finish: Matte Nickel – not visible.)</p>  <p><b>*Grom-A-Link™ # 12 assembly</b>                      Recommended for operational panels. Sold per link, includes # 6 bead chain and connectors.                      (Finish: Matte Nickel – not visible.)</p> <p><small>*Grom-A-Link is a trademark of the Rowley Company</small></p>	<p><b>Multi-Use Teflon Lubricant</b>                      Recommended for functioning panels. Apply along the top of rods for easy operation of rods and rings. Long lasting. Reapplication not necessary in most cases (4 ounce).</p> 

# BATONS, WINDOW CRANES & SCROLL ROD WITH PEGS

## Iron Batons

Designed to facilitate opening and closing drapery panels. Made of ½" round iron. Specify length (36", 48" and 60" are most common). Hammered end is standard. A finial may be added for an additional charge. Please specify finial style. Designed to clip on to the body of the lead ring of the drapery panel (not the eyelet). Not recommended for use with ONAGLIDE™ or ONARAIL™ rods due to weight.

### Standard Baton Finish: *Brushed Nickel*



### Baton with Finial Finial: *Plumbum* / Finish: *Henna*



## Acrylic Batons – Clear. Lengths available: 24", 30", 36", 48", 60", 72"



## Fiberglass Batons. Lengths available: 33", 48", 60", 72", 96"

### White



### Black



### Brown



### Silver



### Gold



## Fiberglass Batons with handle – Ivory. Lengths available: 33", 48", 60"



## Window Cranes

Available in ½" round up to 36". Will support up to 8 lbs. Also available in ¾" round up to 36". Will support up to 12 lbs. Specify rod length between finial and hinge. Specify finial style. Base: 2" round. Projection to rod center is 1½" (custom projection available for an additional charge).

### Window Crane

Finial: *Baby Pineapple* / Finish: *Versailles*



### Window Crane with Shangri-La Scroll

(Scroll measures 8½"W x 4½"L) Finial: *Ball* / Finish: *Brushed Nickel*



## Window Crane Support

Provides additional support and maintains a level appearance for window cranes. Base: 2" round. Length is 2¾" (custom length available for an additional charge).

### Window Crane Support Finish: *Versailles*



### Assembly shown

Finial: *Baby Pineapple* / Finish: *Versailles*



## Scroll Rod with Pegs

½" round. Specify length tip to tip (up to 60" maximum).

Specify peg spacing (5" is typical).

2 concealed round swivel brackets are included and serve as the first attachment points for treatments. Custom curving available per quote (template required).



## Shown with tie top panel






# ONAVERSE™ IRON TRAVERSE ROD

Our patented *ONAVERSE™* 1-5/8" diameter iron cord traverse rods move heavy panels with ease. Our exclusive design features an internal mechanism that is not visible from below. Friction reducing glides along the top of the rod ensure smooth and quiet operation. *ONAVERSE™* rods utilize our 2" ID rings with eyelets as standard. 2½" ID C-rings are available for special applications. Pair with any of our standard 1-5/8" components (finials, brackets etc...). Continuous curving is available for bay and bowed window applications. *ONAVERSE™* rods are heavy duty and feature all steel ball bearing pulleys for maximum durability and superior function. Optional motor kit is available.

Finial: Ball / Finish: Versailles



(Bottom View)



United States Patent # 8,544,148




## Easy to order,


1. Specify overall rod length (not including finials). Brackets should be installed a minimum of 3" in from the rod ends. Please allow extra rod length to accommodate this. Specify finish.
2. Indicate if rod will be two way draw, one way stack left, or one way stack right.
3. Specify the cord location either right or left, and the length of cord drop you require. Note: Baton draw is available on request.
4. Order brackets, finials and rings as required. Master carriers include two rings per carrier.

*Note: Maximum span between brackets is 120". Maximum rod length (one piece) is 240". Maximum recommended panel weight is 6 pounds per foot. We do not recommend splicing. A steel tension pulley is standard. Motorization is optional. **Heavy duty brackets** are recommended for panel lengths over 108", spans over 96", projections over 3-1/2", and for double rod sets. **Professional installation into studs or wood backing is recommended.***

## Continuously Curved



## Continuously Curved Bay



## Bypass brackets and C-Rings

Available for special applications. Rings are 2½" ID. Recommended for large curved rods or excessive spans.



## Lock Ring

For use with inside mount socket brackets only. Slides into rod end. Order one per cord side.



## Radio Technology Somfy®

Create a Smart Home Experience with Somfy myLink™

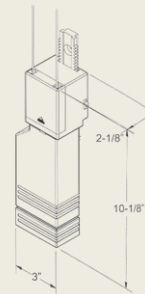
- WiFi to RTS bridge
- Integration ready
- Allows for voice control



\*Somfy® and myLink™ are registered trademarks of Somfy®

## Motor Kit

Add the convenience of motorization to *ONAVERSE™* traversing rods. Motor kit includes everything you need. Simply plugs into nearest wall outlet. Low voltage (12 volt) motor drives the cord to traverse draperies. Hand held remote control with radio frequency ensures positive operation. Maximum recommended single motor rod span: 168".



# GROMMAVERSE™ IRON TRAVERSE ROD

Easily move grommeted panels with our new *GROMMAVERSE™* 1-5/8" diameter iron cord traverse rod. Featuring our patented *ONAVERSE™* cord traverse system. The internal mechanism is not visible from below. Friction reducing glides along the top of the rod ensure smooth and quiet operation. *GROMMAVERSE™* 1-5/8" diameter iron rods are designed to utilize #15 grommets in conjunction with the *GROM-A-LINK™* pleat control system. Block brackets are recommended. Select any of our standard 1-5/8" finials. Continuous curving is available for bay and bowed window applications. *GROMMAVERSE™* rods are heavy duty and feature all steel ball bearing pulleys for maximum durability and superior function. Optional motor kit is available.

Finial: *Cyrus* / Finish: *Polished Chrome*



United States Patent # 8,544,148

## Easy to order,

1. Specify overall rod length (not including finials). Brackets should be installed a minimum of 3" in from the rod ends. Please allow extra rod length to accommodate this. Specify finish.
2. Indicate if rod will be two way draw, one way stack left, or one way stack right.
3. Specify the cord location either right or left, and the length of cord drop you require. Note: Baton draw is available on request.
4. Order Block Brackets, and finials as required.
5. 2 X panel fullness and 6" spacing is recommended. An even number of grommets are required (usually 8 grommets per width).

*Note: Maximum span between brackets is 120". Maximum rod length (one piece) is 240". Maximum recommended panel weight is 6 pounds per foot. We do not recommend splicing. A steel tension pulley is standard. Motorization is optional. **Block Brackets** are recommended. **Professional installation into studs or wood backing is recommended.***



## Block Brackets

Recommended for *GROMMAVERSE™*.



### \*Grommet # 15

2" ID Required for *GROMMAVERSE™* rods. \*Stock finishes only.



### Grom-A-Link™ # 15\*

Required for for *GROMMAVERSE™* rods. Sold per link, includes # 10 bead chain and connectors.



(Finish: Matte Nickel – not visible.)

\*Grom-A-Link™ is a trademark of the Rowley Company

## Radio Technology Somfy®

Create a Smart Home Experience with Somfy myLink™

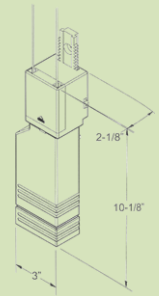
- WiFi to RTS bridge
- Integration ready
- Allows for voice control



\*Somfy® and myLink™ are registered trademarks of Somfy®

## Motor Kit

Add the convenience of motorization to *GROMMAVERSE™* traversing rods. Motor kit includes everything you need. Simply plugs into nearest wall outlet. Low voltage (12 volt) motor drives the cord to traverse draperies. Hand held remote control with radio frequency ensures positive operation. Maximum recommended single motor rod span: 100".



# ONAGLIDE™

ONAGLIDE™ available in 1" and 1-5/8" diameters features a sturdy H-Rail profile that allows gliders to traverse along the full length of the rod without being obstructed by brackets which attach to the top of the rod. ONAGLIDE™ can be used as standalone rods or as under rods for sheers behind an ONA Iron rod. Available for Pinch Pleated or Ripplefold® panels. Baton draw is recommended for most applications up to 5 lbs / ft. Cord traverse is available for use with lighter panels or sheers up to 3 lbs / ft. Brackets recommended every 3' – 4' for 1" diameter and 4' – 5' for 1-5/8" diameter. Sold as an assembled set not including finials or brackets. Select any of our finials and bracket styles! Available in all Standard and Premium finishes (*Curving and Super Premium finishes N/A*). Optional motor kit is available. Ripplefold® is a trademark of Kirsch.



**NEW! ONAGLIDE™**  
1-5/8" diameter examples shown:

Imperial Ball finial. Finish: Swiss Gold



Chandra finial. Finish: Gilded Silver



Cyrus finial. Finish: Burnished Bronze



Double 1-5/8" ONAGLIDE™  
Kingston finial. Finish: Black



Double 1-5/8" Iron rod front, ONAGLIDE™ back.  
Striated Ball finial. Finish: Burnished Bronze



**NEW! ONAGLIDE™**  
1" diameter examples shown:

Decius finial. Finish: Black



Crystal Radiance finial. Finish: Brushed Nickel



Onion Dome finial. Finish: Burnished Bronze



French Return. Finish: Black



Lemon Drop finial. Finish: Brushed Nickel



Clear ONALUX™ Bell finial. Finish: Brushed Nickel



Double 1" ONAGLIDE™  
Round Peg finial. Finish: Burnished Bronze



Double 1" Iron rod front, ONAGLIDE™ back.  
Barcelona finial. Finish: Burnished Bronze




**ONAGLIDE™ - Easy to order,**

- Sold as an assembled set. Includes master carriers, pulleys, sliders (1 every 3½" for pinch pleat) / connected carriers for Ripplefold®, end stops, and a metal tension pulley if corded. Finials, Brackets, splices and batons sold separately.
- Specify if baton or cord draw, pinch pleat or Ripplefold® (120%, 100%, 80%, 60%), Butt or Overlap Masters. Specify: Rod length, one way or two way draw, cord side, cord drop and finish. If baton draw, order batons separately.
- For best function we recommend against splicing. If rods are to be spliced, let us know the overall rod length, and the splice locations.

**ONAGLIDE™**

Profile: 1" and 1-5/8" diameters available.



**Finials for 1" diameter**

Select any of our finials from the ¾"- 1" section. Order by name. Price by price group **A-Z**

**Vega finial. Finish: Burnished Bronze**



**Finials for 1-5/8" diameter**

Select any of our finials from the 1-5/8" section. Order by name. Price by price group **A-Z**

**Faceted Ball finial. Finish: Antique Brass**



**End Cap **A****

End cap covers 1" of rod.



**Flat Cap **D****

Flat Cap butts flat to rod end.



Optional for finials. Add Flat Cap cost to finial cost.



**French Return**

Slotted design allows gliders to pass around the curve. For double Ripplefold® use 7½" projection.



**1" Diameter**

3½" projection **K**

6" projection **L**

7½" projection **M**

**1-5/8" Diameter**

3½" projection **L**

6" projection **M**

7½" projection **N**

**ONAGLIDE™ Brackets**

Base: 2-1/2" diameter

**3½" projection **J****



**6" projection **K****



**Double 3" & 7½" projection **L****



**Standard Style Bracket **B****


Projection: 3½"  
Base: 1" W x 4" L



Custom **D**  
Adjustable **D**  
Custom Adjustable **E**  
Double 3" & 6" **E**  
Double Ripplefold® 3" & 7½" **F**  
Center (horizontal base) **D**  
Center Custom **E**  
Center Adjustable **F**  
Center Custom Adjustable **G**  
Center Double 3" & 6" **G**  
Center Double Ripplefold® 3" & 7½" **H**

**Deco Style Bracket **D****


Projection: 3½"  
Base: 1½" W x 3½" L



Custom **E**  
Adjustable **F**  
Custom Adjustable **G**  
Double 3" & 6" **G**  
Double Ripplefold® 3" & 7½" **H**  
Center (horizontal base) **D**  
Center Custom **E**  
Center Adjustable **F**  
Center Custom Adjustable **G**  
Center Double 3" & 6" **G**  
Center Double Ripplefold® 3" & 7½" **H**

**Round Style Bracket **D****


Projection: 3½"  
Base: 2" diameter



Custom **E**  
Adjustable **F**  
Custom Adjustable **G**  
Double 3" & 6" **G**  
Double Ripplefold® 3" & 7½" **H**  
Double Center 3" & 6" **G**  
Double Center Ripplefold® 3" & 7½" **H**

**Square Style Bracket **D****

Projection: 3½"  
Base: 1½" W x 3" L



Custom **E**  
Adjustable **F**  
Custom Adjustable **G**  
Double 3" & 6" **G**  
Double Ripplefold® 3" & 7½" **H**  
Center (horizontal base) **D**  
Center Custom **E**  
Center Adjustable **F**  
Center Custom Adjustable **G**  
Center Double 3" & 6" **G**  
Center Double Ripplefold® 3" & 7½" **H**

**Splice **B****



**Splice Cover (optional) **B****

1" wide, conceals seam.  
(Must bracket to either side)




**Miter Cut with Adjustable Joint **L****  
**Joint only **C****



**Knuckle Joint **K****

Available for 1" round only



**Ceiling **J****

Base: 1-7/8" W Drop: 2-3/8"




**Ceiling Short **J****

Drop: 5/8"



**Ceiling Flush **B****



**Low Profile Socket **B****






















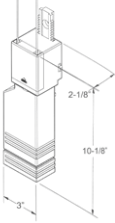
Inside mount. Specify left or right.



# ONAGLIDE™ COMPONENTS

Assembled sets includes master carriers, pulleys, sliders (1 every 3½" for pinch pleat) / connected carriers for Ripplefold®, end stops, and a metal tension pulley if corded. Finalis, brackets, splices and batons sold separately.

Ripplefold® is a trademark of Kirsch.

<p><b>Overlap Master Rolling Carriers</b> Baton Draw Pinch Pleat</p> <p>Right Overlap </p> <p>Left Underlap </p>	<p><b>Overlap Master Rolling Carriers</b> Baton Draw Ripplefold® Rolling</p> <p>Right Overlap </p> <p>Left Underlap </p>	<p><b>Butt Master Rolling Carriers</b> Baton Draw Ripplefold® Rolling</p> <p>Right Butt </p> <p>Left Butt </p>	<p><b>Overlap Master Sliding Carriers</b> Cord Draw Pinch Pleat Sliding</p> <p>Right Overlap </p> <p>Left Underlap </p>	<p><b>Overlap Master Sliding Carriers</b> Cord Draw Ripplefold® Sliding</p> <p>Right Overlap </p> <p>Left Underlap </p>	<p><b>Butt Master Sliding Carriers</b> Cord Draw Ripplefold® Sliding</p> <p>Right Butt </p> <p>Left Butt </p>
<p><b>Rolling Carrier for Baton Draw</b> Ball bearing Pinset: 5/8"</p>  <p><b>Slider for Cord Draw</b> Pinset: 5/8"</p> 	<p><b>High Performance Ball Bearing Carriers for Baton Draw Ripplefold®</b></p>  <p><b>Sliding Carriers for Cord Draw Ripplefold®</b></p>  <p>Specify Fullness: 60%, 80%, 100%, 120% <b>Ripplefold® Snap Tape</b> 4¼" spacing</p> 	<p><b>END STOP</b></p>  <p><b>TENSION PULLEY</b></p> 	<p><b>Radio Technology Somfy®</b> Create a Smart Home Experience with Somfy myLink™</p> <ul style="list-style-type: none"> <li>• WiFi to RTS bridge</li> <li>• Integration ready</li> <li>• Allows for voice control</li> </ul>  <p><small>*Somfy® and myLink™ are registered trademarks of Somfy*</small></p>	<p><b>Motor Kit</b> Add the convenience of motorization to ONAGLIDE™ traversing rods. Motor kit includes everything you need. Simply plugs into nearest wall outlet. Low voltage (12 volt) motor drives the cord to traverse draperies. Hand held remote control with radio frequency ensures positive operation. Maximum recommended single motor rod span: 132".</p>  	

## BATONS

Fiberglass or Clear Acrylic batons are recommended for use with all baton draw ONAGLIDE™ rods. (Iron batons are not recommended due to weight.)

**Acrylic Batons – Clear.** Lengths available: 24", 30", 36", 48", 60", 72"



**Fiberglass Batons.** Lengths available: 33", 48", 60", 72", 96"

**White**



**Black**



**Brown**



**Silver**



**Gold**



**Fiberglass Batons with handle – Ivory.** Lengths available: 33", 48", 60"




# ONARAIL™

ONARAIL™ features a sleek, square profile finished with matching end caps. Add our Barn Wheel Set to create a loft / industrial look. ONARAIL™ can be used as standalone rods or as under rods for sheers behind an ONA Iron rod. Available in cord traverse or baton draw operation. Sturdy aluminum / steel construction supports 5 lbs / foot. Brackets recommended every 4' - 5'. Sold as an assembled set. Optional motor kit is available. **Available in Standard Finishes only.**

## ONARAIL™

Shown with optional Barn Wheel Set / Finish: Black



Double 1-5/8" round front / ONARAIL™ back  
Finish: Burnished Bronze

### Easy to order,

- Sold as an assembled set. Includes master carriers, pulleys, ball bearing sliders (1 every 3½"), end stops, return extender, end caps and a metal tension pulley. Brackets, splices and Barn Wheel sets sold separately. Curved rods are available. Please call for a quotation.
- Specify if baton or cord draw. Specify: Rod length, one way or two way draw, cord side, cord drop and finish. If baton draw, order batons separately.
- For best function we recommend against splicing. However, if rods are to be spliced, let us know the overall rod length, and the splice locations.

### ONARAIL™ - Assembled set shown



### Barn Wheel Set (3" diameter)

Includes (1) fixed and (1) moving wheel.  
Order one set for one way draw rods.  
Order two sets for two way draw rods.



### ONARAIL™

Profile: 1¼" W x 1" L



### END CAP

1¼" x 1¼"



### BRACKET

Projection: 3"  
Base: 1-1/8" W x 2½" L



### DOUBLE BRACKET

Projection: 3" & 6"  
Base: 1-1/8" W x 3" L



### CEILING BRACKET

Base: 1-5/8" W x 1¾" L



### SPLICE

Base: 3½" W x 1-3/8" L



### Slider

Ball bearing / Pinset: ½"



### RETURN EXTENDER

Specify left or right. If cord draw, use only one opposite cord side.



### END STOP



### TENSION PULLEY



### Radio Technology Somfy®

Create a Smart Home Experience with Somfy myLink™

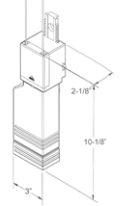
- WiFi to RTS bridge
- Integration ready
- Allows for voice control



\*Somfy® and myLink™ are registered trademarks of Somfy\*

### Motor Kit

Add the convenience of motorization to ONARAIL™ traversing rods. Motor kit includes everything you need. Simply plugs into nearest wall outlet. Low voltage (12 volt) motor drives the cord to traverse draperies. Hand held remote control with radio frequency ensures positive operation. Maximum recommended single motor rod span: 144".



### Acrylic Batons – Clear. Lengths available: 24", 30", 36", 48", 60", 72"



### Fiberglass Batons. Lengths available: 33", 48", 60", 72", 96"

#### White



#### Black



#### Brown



#### Silver



#### Gold



### Fiberglass Batons – Off white. Lengths available: 33", 48", 60"



## ONA ACRYLIC RODS 1-5/8" DIAMETER

Specify our crystal-clear Acrylic rods for a sophisticated and modern look. Select complementary Acrylic components or Mix and match from any of our 1-5/8" finials, brackets and rings to suit the décor. Our 1-5/8" Acrylic rods are rigid enough to span 5' – 6' between brackets in most cases. Maximum lengths available are 96". For longer lengths, we offer a special Acrylic cement to create a welded splice on site. Acrylic rods and components are recommended for light to medium weight treatments.


Acrylic Barcelona shown



### Easy to order,

1. Specify: Rod length, Finials, Brackets and Rings. Mix and match any of our 1-5/8" finials, brackets, rings and findings.
2. Specify finish for all findings if other than Acrylic.
3. If rods will be spliced, let us know the overall rod length, and the splice locations. Order Acrylic cement for spliced rods.

### Ona Acrylic Rod, 1-5/8" diameter (actual size)



## ONA ACRYLIC FINIALS


### ACRYLIC BALL 2½"L x 2½"H **R**



### ACRYLIC CIRCLET 1"L x 2½"H **L**



### ACRYLIC CUBE 2½"L x 2½"H **M**



# ONA ACRYLIC FINIALS


## ACRYLIC FACETED CUBE **S**

2½" L x 2½" H




## ACRYLIC JEWEL **S**

2½" L x 2¼" H




## ACRYLIC MERIDIAN **M**

1½" L x 2¼" H



## ACRYLIC BARCELONA **I**

2" L x 2¾" H




## ACRYLIC BRACKET **O**

2¼" x 3¾"; 3½" P



## ACRYLIC DOUBLE BRACKET **P**

2¼" x 3¾"; 3"-6" P



## ACRYLIC RING

2" ID x 2½" OD



Splice



Acrylic Cement




## Acrylic Batons - Clear

Lengths available: 24", 30", 36", 48", 60", 72"



## Mix and Match examples...

ArtGlass Carbonated Clear Ball 3" / Finish: Clear / Brite Silver / Deco Pass Through Bracket



### Circlet

Finish: Polished Brass



### ONALUX™ Bell

Finish: Clear / Brite Silver



### Crystal Ball

Finish: Polished Chrome



### Crystal Stratosphere

Finish: Polished Chrome



### Ball 3"

Finish: Gilded Silver



### ArtGlass Cylinder

Finish: Black Swirl / Brite Silver



### ArtGlass Carbonated Clear Ball 3"

Finish: Clear / Brite Silver



### ArtGlass Flame

Finish: Blue / Gilded Silver





# FINIALS

Ona Drapery Hardware manufactures a wide variety of Finials for all sizes and profiles of rods we manufacture. Our finials are showcased in the following pages and cataloged by the rod size they fit. Finials for our solid rod (½" & ¾" diameter) feature a cuff that slides over the rod end and held in place by a set screw on the back of the cuff. Finials for hollow rods (1" & 1-5/8" diameters) are designed to slide into the rod end and are held in place by a set screw on the back of the rod. We also offer modification and customization of any of our finials. We can fabricate any of our finials to fit Wood Poles, or other hardware. We can modify C.O.M. finials to fit your rods. We can also create or customize a finial to your specifications.

## Iron Finials



## Crystal Drops



## ArtGlass



## Crystal



## ONALUX™



## NEW! ECO-FINIALS



## Easy to order,

1. Finials are sold individually. Specify the quantity and finial style from the appropriate section. We will automatically fabricate the finials to fit the rod size and profile ordered in the finish you specify.
2. Order by name. Price by letter group **A - Z**

## Custom Options

### Pinned Finial\*

\*For solid ½" & ¾" rods only.

If you would like to eliminate the external finial collar, specify "Pinned Finials".

The rod end will be bored and cross drilled for set screw. Finial will have an attached pin to slip into rod end. Provides a seamless look.

Pinned Finial option priced in addition to finial. Specify finial style.



Pinned Finial: Baby Pineapple / ½" Round Rod / Finish: Versailles



### Wood Pole Finial Adapter

Adapt any of our finials to fit a wood pole. Available for: 1-3/8", 2", 2¼" & 3" diameter wood poles. Specify finial. Finial will be welded to the adapter. Price finial plus wood pole adapter.

**Wood Pole Adapter:** Shown for 1-3/8" diameter.  
Finial: Andromeda / Finish: Hammered Steel



# IRON FINIALS FOR 1/2" RODS

Order by name. Price by letter group **A - Z**

**Acer (3 3/4" x 1 1/2")** **C**  
Finish: *Havannah*



**Alba (5 1/4" x 2 1/4")** **B**  
Finish: *Espresso*



**Baby Pineapple (2 1/4" x 1-3/8")** **D**  
Finish: *Versailles*



**Ball (1-9/16" x 1-9/16")** **E**  
Finish: *Burnished Bronze*



**Barcelona (2" x 1 3/4")** **D**  
Finish: *Beijing*



**Basket (5 1/2" x 2 1/4")** **E**  
Finish: *Antique Brass*



**Bird Cage (3" x 3")** **E**  
Finish: *Nutmeg*



**Bishop (2" x 1")** **A**  
Finish: *Brushed Nickel*



**Brolio (4 1/4" x 3 1/2")** **E**  
Finish: *Burnished Bronze*



**Bud (2 1/2" x 1 1/4")** **C**  
Finish: *Versailles*



**Bullet (1 1/4" x 1 1/4")** **D**  
Finish: *Burnished Bronze*



**Button (5/8" x 3/4")** **A**  
Finish: *Black*



**Carousel (1 1/2" x 1 1/4")** **D**  
Finish: *Henna*



**Cathedral (6 1/2" x 3 1/2")** **C**  
Finish: *Hammered Steel*



**Chandone (5" x 2 3/4")** **C**  
Finish: *Burgundy*



**Charlemagne (7 3/4" x 4 1/2")** **G**  
Finish: *Chalet*



**Chaucer (4" x 2 1/4")** **A**  
Finish: *Hammered Silver*



**Corona (5/8" x 1 1/2")** **E**  
Finish: *Versailles*



# IRON FINIALS FOR 1/2" RODS

Order by name. Price by letter group **A-Z**

**Crescent (3 1/2" x 4")** **E**

Finish: *Antique*



**Crows Foot (3" x 3 3/4")** **F**

Finish: *Bronze*



**Curlicue (3 3/4" x 2 1/2")** **E**

Finish: *Gold Blush*



**Diamond (5 1/4" x 2")** **D**

Finish: *Brushed Nickel*



**End Cap (3/4" x 3/4")** **A**

Finish: *Burnished Bronze*



**End Cap Square (3/4" x 1")** **A**

Finish: *Natural Iron*



**Etruscan (5 3/4" x 3 1/2")** **F**

Finish: *Havannah*



**Faceted Ball (1-9/16" x 1-9/16")** **E**

Finish: *Black*



**Fancy Scroll (2 3/4" x 6")** **F**

Finish: *Black*



**Fiero (5" x 2 1/2")** **A**

Finish: *Mineral*



**Flair (3" x 6")** **F**

Finish: *Sable*



**Fleur-de-lis (4 1/2" x 2 1/2")** **D**

Finish: *Natural Iron*



**Forked (4" x 2 1/4")** **B**

Finish: *Mineral*



**French (4-3/8" x 2 1/2")** **A**

Finish: *Champagne*



**French Twist (4 3/4" x 2 1/2")** **B**

Finish: *Ash*



**Hammered Leaf (3 1/2" x 2")** **C**

Finish: *Gold Blush*



**Heart (5" x 4")** **F**

Finish: *Pewter*



**Imperial (1 1/4" x 1-7/8")** **C**

Finish: *Pearl*



# IRON FINIALS FOR 1/2" RODS

Order by name. Price by letter group **A-Z**

**Joust (4" x 1 3/4")** **A**  
Finish: *Leather*



**Leaf (5 1/2" x 3 1/2")** **A**  
Finish: *Burgundy*



**Lemon Drop (2" x 1 1/4")** **C**  
Finish: *Sepia*



**Lucia (4 1/2" x 1 3/4")** **D**  
Finish: *French Blue*



**Mercury (4 1/4" x 1 3/4")** **C**  
Finish: *Gold Dust*



**Moscow (5" x 1 3/4")** **D**  
Finish: *Hammered Silver*



**Multi Basket (6" x 2 1/4")** **F**  
Finish: *Gilt*



**Needle (2" x 1 1/2")** **D**  
Finish: *Sepia*



**Nouveau (4" x 4")** **E**  
Finish: *Gilded Silver*



**Nubia (1 1/4" x 1 1/4")** **D**  
Finish: *Black*



**Oasis (4 3/4" x 2 1/4")** **A**  
Finish: *Gilt*



**Orb (3/4" x 1 1/4")** **D**  
Finish: *Black*



**Orbit (3" x 3")** **G**  
Finish: *Sable*



**Pointed Orb (1 1/2" x 1 1/4")** **D**  
Finish: *Brushed Nickel*



**Poseidon (5" x 5")** **F**  
Finish: *Aged Iron*



**Rosette as a Finial.**  
See Rosettes for Styles and pricing.  
Marguerite Shown. Finish: *Gilded Silver*



**Schooner (2 1/2" x 1-5/8")** **C**  
Finish: *White*



**Scroll (2-3/8" x 4")** **F**  
Finish: *Sepia*



# IRON FINIALS FOR 1/2" RODS

Order by name. Price by letter group **A-Z**

**Sero** (4 1/4" x 3 3/4") **C**  
Finish: *Gold Dust*



**Sirius** (4 1/2" x 4 1/2") **G**  
Finish: *Natural Iron*



**Songbird** (3-5/8" x 2") **F**  
Finish: *Antique Brass*



**Spanish** (4 1/2" x 2 3/4") **A**  
Finish: *Havannah*



**Spiral** (6 1/2" x 4 1/2") **I**  
Finish: *Black*



**Spire** (4 1/4" x 1") **A**  
Finish: *Pewter*



**Star** (3" x 1 1/2") **F**  
Finish: *Henna*



**Striated Ball** (2 1/4" x 1 1/4") **D**  
Finish: *French Blue*



**Three Tier Orb** (1 1/2" x 1 1/4") **D**  
Finish: *Gold Blush*



**Tuscania** (5" x 2 1/4") **C**  
Finish: *Antique*



**Two Tier Orb** (1 1/4" x 1 1/4") **D**  
Finish: *French Blue*



**Velos** (3 1/4" x 1 1/4") **D**  
Finish: *Moss*



**Victoria** (5 1/4" x 4") **D**  
Finish: *Heirloom*



**Willow** (3" x 1 1/4") **C**  
Finish: *Moss*



# IRON FINIALS FOR 3/4" & 1" RODS

Order by name. Price by letter group **A-Z**

**Abigail (5" x 7")** **H**  
Finish: Moss



**Acer (3 3/4" x 1 1/2")** **C**  
Finish: Henna



**Acorn (4" x 2 1/2")** **D**  
Finish: Leather



**Adela (5" x 4 3/4")** **F**  
Finish: Hammered Steel



**Ananas (3 1/2" x 2 1/4")** **G**  
Finish: White



**Andromeda (5 1/4" x 5 1/4")** **I**  
Finish: Gilt



**Arrow Head (5" x 2")** **C**  
Finish: French Blue



**Aurora (6" x 2 3/4")** **F**  
Finish: Hammered Silver



**Bacca (8 1/4" x 5")** **K**  
Finish: Leather



**Ball (2" x 2")** **G**  
Finish: Black



**Bangkok (7" x 3 3/4")** **F**  
Finish: Beijing



**NEW! Bannister (1" x 1 1/2")** **G**  
Finish: Burnished Bronze



**Barcelona (2 1/2" x 2 1/2")** **G**  
Finish: Burnished Bronze



**Basket (5 1/2" x 2 1/4")** **E**  
Finish: Black



**Beaumont (3/4" x 1 1/2")** **G**  
Finish: Henna



**Bella (2" x 1 1/4")** **H**  
Finish: French Blue



**Bird Cage (3" x 3")** **E**  
Finish: Nutmeg



**Bishop (2 1/2" x 1 1/2")** **D**  
Finish: Bronze



# IRON FINIALS FOR 3/4" & 1" RODS

Order by name. Price by letter group **A-Z**

<p><b>Branch (6" x 7")</b> <b>K</b> Finish: <i>Hammered Steel</i></p> 	<p><b>Brolio (4 1/4" x 3 1/2")</b> <b>E</b> Finish: <i>Beijing</i></p> 	<p><b>Button for 3/4" (3/4" x 1")</b> <b>A</b> Finish: <i>Henna</i></p> 
<p><b>Button for 1" (3/4" x 1 1/2")</b> <b>H</b> Finish: <i>Gilded Silver</i></p> 	<p><b>Calla Lily (8" x 4 1/2")</b> <b>J</b> Finish: <i>Gilt</i></p> 	<p><b>Castus (4" x 1 3/4")</b> <b>G</b> Finish: <i>Antique Brass</i></p> 
<p><b>Cathedral (6 1/2" x 3 1/2")</b> <b>C</b> Finish: <i>Havannah</i></p> 	<p><b>Chalice (4 1/4" x 3 3/4")</b> <b>E</b> Finish: <i>Sepia</i></p> 	<p><b>Chandra (5 1/2" x 4 1/4")</b> <b>I</b> Finish: <i>Heirloom</i></p> 
<p><b>Charlemagne (7 3/4" x 4 1/2")</b> <b>G</b> Finish: <i>Versailles</i></p> 	<p><b>Charo (3" x 1 1/2")</b> <b>D</b> Finish: <i>Espresso</i></p> 	<p><b>Circlet (1/2" x 2")</b> <b>G</b> Finish: <i>Black</i></p> 
<p><b>Collared Ball (2 1/2" x 2")</b> <b>I</b> Finish: <i>Sepia</i></p> 	<p><b>Cora (1-3/8" x 2")</b> <b>I</b> Finish: <i>Gilt</i></p> 	<p><b>Cordoba (3" x 1 1/2")</b> <b>G</b> Finish: <i>Burnished Bronze</i></p> 
<p><b>Coreo (6" x 2 1/4")</b> <b>E</b> Finish: <i>Henna</i></p> 	<p><b>Cork Screw (6" x 1 1/2")</b> <b>H</b> Finish: <i>Antique Brass</i></p> 	<p><b>Corona (7/8" x 2")</b> <b>G</b> Finish: <i>Antique</i></p> 

# IRON FINIALS FOR 3/4" & 1" RODS

Order by name. Price by letter group **A-Z**


**Crescent** (3½" x 4") **E**  
Finish: *Mineral*



**Crows Foot** (3" x 3¾") **F**  
Finish: *Brass*



**Cube** (2" x 2") **H**  
Finish: *Brushed Nickel*



**Cylinder** (2" x 1½") **G**  
Finish: *Hammered Silver*



**Decius** (2½" x 1¾") **I**  
Finish: *Pearl*



**Diamond** (5¼" x 2") **D**  
Finish: *Havannah*



**Donatus** (4" x 2") **F**  
Finish: *Nutmeg*



**Eclipse** (1½" x 2") **I**  
Finish: *Black*



**Empress** (1¾" x 2") **H**  
Finish: *Burgundy*



**End Cap for ¾" rods** (1" length) **A**  
Fits over rod. Finish: *Pewter*



**End Cap for 1" rods** (1/8" x 1-3/8") **A**  
Fits into rod. Finish: *Burnished Bronze*



**End Cap Square** (1/8" x 1½") **A**  
Fits into rod. Finish: *Pewter*



**Etruscan** (5¾" x 3½") **F**  
Finish: *Heirloom*



**Faceted Ball** (2" x 2") **G**  
Finish: *Brushed Nickel*



**Fancy Scroll** (2¾" x 6") **F**  
Finish: *Black*



**Fern** (3¼" x 1¾") **D**  
Finish: *Moss*



**Filigree** (4-3/8" x 4-5/8") **E**  
Finish: *Sepia*



**Flair** (3" x 6") **F**  
Finish: *Aged Iron*





# IRON FINIALS FOR 3/4" & 1" RODS

Order by name. Price by letter group **A-Z**

**Fleur-de-lis** (4½" x 2½") **D**  
Finish: *Burnished Bronze*



**Flower** (2-3/8" x 2-3/8") **I**  
Finish: *Henna*



**Forged Leaves** (8" x 5") **J**  
Finish: *Beijing*



**French** (4¼" x 3¼") **D**  
Finish: *Pewter*



**French Twist** (4¾" x 2½") **B**  
Finish: *Ash*



**Ginkgo** (6¼" x 6") **J**  
Finish: *Versailles*



**Gyro** (5" x 5") **K**  
Finish: *Gilt*



**Hampton** (1" x 1½") **F**  
Finish: *Versailles*



**Heart** (5" x 4") **F**  
Finish: *Gold*



**Ingot** (½" x 1½") **F**  
Finish: *Natural Iron*




**Joust** (5¼" x 2½") **G**  
Finish: *Henna*



**Kingston** (2" x 2½") **H**  
Finish: *Hammered Steel*



**Laurel Leaf** (8" x 5½") **K**  
Finish: *Brass*



**Lemon Drop** (2¾" x 1¼") **D**  
Finish: *Gold Blush*



**Lobed Leaf** (6" x 3") **E**  
Finish: *Moss*



**Loop** (7½" x 2¼") **E**  
Finish: *Natural Iron*



**Lora** (1¼" x 1½") **F**  
Finish: *Gilded Silver*



**NEW! Lorton** (1" x 1½") **G**  
Finish: *Burnished Bronze*



# IRON FINIALS FOR 3/4" & 1" RODS

Order by name. Price by letter group **A-Z**

**Lucia (4½" x 1¾")** **D**  
Finish: *French Blue*



**Moscow (8" x 2¾")** **F**  
Finish: *Versailles*



**Multi Basket (5¼" x 3½")** **G**  
Finish: *Sable*



**Neo (2" x 2")** **J**  
Finish: *Antique Brass*



**Nouveau (5" x 5")** **G**  
Finish: *Bronze*



**Onion Dome (2¼" x 2")** **K**  
Finish: *Gilded Silver*



**Orbit (6" x 6")** **I**  
Finish: *Burnished Bronze*



**Pedestal (1¼" x 2")** **G**  
Finish: *Black*



**Pineapple (5½" x 2½")** **G**  
Finish: *Burnished Bronze*



**Pisces (4¼" x 1¾")** **D**  
Finish: *Pearl*



**Planta (10¼" x 8¾")** **J**  
Finish: *Henna*



**Plumbum (5¼" x 1¼")** **D**  
Finish: *Beijing*



**Plume (7½" x 3")** **C**  
Finish: *Black*



**Poseidon (5" x 5")** **F**  
Finish: *Natural Iron*



**Pyramid (3¼" x 1¼")** **C**  
Finish: *Heirloom*



**Queen of Hearts (6½" x 2¾")** **G**  
Finish: *Pearl*



**Rhone (1" x 1½")** **F**  
Finish: *Hammered Steel*


















**Ronzio (6½" x 4")** **K**  
Finish: *Pewter*



# IRON FINIALS FOR 3/4" & 1" RODS

Order by name. Price by letter group **A-Z**

<p><b>Rosette as a Finial or End Cap</b> See Rosettes for styles and pricing.</p> 	<p><b>Round Peg (1 1/2" x 1 1/2")</b> <b>F</b> Finish: <i>Pewter</i></p> 	<p><b>Scroll (2-3/8" x 4")</b> <b>F</b> Finish: <i>Burnished Bronze</i></p> 
<p><b>Serena (6" x 1 3/4")</b> <b>D</b> Finish: <i>Champagne</i></p> 	<p><b>Series (3" x 1")</b> <b>F</b> Finish: <i>Gilded Silver</i></p> 	<p><b>Seville (5" x 5")</b> <b>F</b> Finish: <i>Burgundy</i></p> 
<p><b>Sherwood (3-3/8" x 2")</b> <b>F</b> Finish: <i>Chalet</i></p> 	<p><b>Simple Basket (7 1/2" x 2 1/4")</b> <b>E</b> Finish: <i>Nutmeg</i></p> 	<p><b>Songbird (3-5/8" x 2")</b> <b>F</b> Finish: <i>Henna</i></p> 
<p><b>Spear (5 1/4" x 4")</b> <b>C</b> Finish: <i>Leather</i></p> 	<p><b>Spike (3 1/2" x 1 1/2")</b> <b>C</b> Finish: <i>Black</i></p> 	<p><b>Spiral (6 1/2" x 4 1/2")</b> <b>I</b> Finish: <i>Sepia</i></p> 
<p><b>Spire (6 1/4" x 2")</b> <b>F</b> Finish: <i>Black</i></p> 	<p><b>Spring (5 1/2" x 2 1/2")</b> <b>K</b> Finish: <i>Bronze</i></p> 	<p><b>Square Peg (1 1/2" x 1 1/4")</b> <b>F</b> Finish: <i>Pewter</i></p> 
<p><b>Striated Ball (2 1/2" x 2")</b> <b>I</b> Finish: <i>Bronze</i></p> 	<p><b>Tail Feather (6" x 3")</b> <b>H</b> Finish: <i>Natural Iron</i></p> 	<p><b>Taj Mahal (3 1/2" x 2")</b> <b>F</b> Finish: <i>Sable</i></p> 

# IRON FINIALS FOR 3/4" & 1" RODS

Order by name. Price by letter group **A-Z**

**Terrace** (2½" x 2¼") **G**  
Finish: *Champagne*



**Titus** (4" x 2") **G**  
Finish: *Aged Iron*



**Trepid** (2" x 1½") **F**  
Finish: *Natural Iron*



**Triumph** (6" x 3½") **F**  
Finish: *Sepia*



**Trommel** (2¾" x 1½") **I**  
Finish: *Brite Silver*



**Trompette** (3¾" x 2¼") **J**  
Finish: *Gilded Silver*



**Tuscania** (5" x 2¼") **C**  
Finish: *White*



**Urn** (4" x 1½") **F**  
Finish: *Brushed Nickel*



**Valiant** (5½" x 2½") **E**  
Finish: *Antique*



**Vaso** (3" x 2") **G**  
Finish: *Leather*



**Vega** (2¾" x 2") **H**  
Finish: *Pearl*



**Verona** (7" x 4") **F**  
Finish: *Espresso*



**Victoria** (5¼" x 4") **D**  
Finish: *Antique Brass*



**Vienna** (6¼" x 2") **F**  
Finish: *Henna*



**Vine** (5" x 6½") **I**  
Finish: *Gold Dust*



**Willow** (3" x 1¼") **C**  
Finish: *Moss*



**Zolle** (4½" x 2¾") **F**  
Finish: *Mineral*



# IRON FINIALS FOR 1-5/8" RODS

Order by name. Price by letter group **A-Z**

**Abigail (5" x 7")** **H**

Finish: *Pewter*



**Acanthus Leaf (8" x 3½")** **I**

Finish: *Gold Blush*



**Andromeda (5¼" x 5¼")** **I**

Finish: *Brushed Nickel*



**Anthea (6½" x 7")** **J**

Finish: *Beijing*



**Ball (3" x 3")** **J**

Finish: *Antique*



**NEW! Bannister (1½" x 2")** **J**

Finish: *Burnished Bronze*



**Barcelona (2¾" x 3")** **J**

Finish: *Burnished Bronze*



**Basket (8½" x 3¾")** **J**

Finish: *Burnished Bronze*



**Bellota (4½" x 3¼")** **K**

Finish: *Heirloom*



**Bellus (6¼" x 4¼")** **K**

Finish: *Ash*



**Bird Cage (5" x 5")** **J**

Finish: *Black*



**Birds (8¼" x 5¼")** **K**

Finish: *Antique*




**Braided Fleur (5½" x 4")** **J**

Finish: *Sable*



**Branch (6" x 7")** **K**

Finish: *Natural Iron*



**Britannia (5¼" x 6½")** **J**

Finish: *Gold*




**Button (1¼" x 2")** **I**

Finish: *Brushed Nickel*



**Calla Lily (9" x 6")** **J**

Finish: *Heirloom*



**Canterbury (6½" x 3")** **L**

Finish: *Pewter*



# IRON FINIALS FOR 1-5/8" RODS

Order by name. Price by letter group **A-Z**

**Chandra** (5½" x 4¼") **I**  
Finish: Pearl



**Charlemagne** (7¾" x 4½") **G**  
Finish: Gold Blush



**Charo** (4" x 2¾") **I**  
Finish: Pewter



**Circlet** (½" x 3") **H**  
Finish: Black



**Cleopatra** (3½" x 2½") **K**  
Finish: Black



**Collared Ball** (3½" x 3") **L**  
Finish: Sepia



**Corona** (1¼" x 3") **J**  
Finish: Mineral



**Crown** (6½" x 4") **J**  
Finish: Sepia



**Crows Foot** (3" x 3¾") **F**  
Finish: Black



**Cupro** (3" x 3") **K**  
Finish: Brushed Nickel



**Cuspis** (2½" x 2") **I**  
Finish: Gold



**Cylinder** (3" x 2") **K**  
Finish: Burnished Bronze



**Cyrus** (4" x 1-5/8") **K**  
Finish: Brushed Nickel



**Decius** (3¾" x 2¾") **J**  
Finish: Antique



**Dragon Leaf** (9" x 5¼") **I**  
Finish: Beijing



**Eclipse** (1½" x 3") **J**  
Finish: Black



**End Cap** (1/8" length) **A**  
Finish: Sepia



**Faceted Ball** (2-3/8" x 2-3/8") **K**  
Finish: Brushed Nickel



# IRON FINIALS FOR 1-5/8" RODS

Order by name. Price by letter group **A-Z**

**Fancy Fleur** (9½" x 5½") **K**  
Finish: *Chalet*



**Fancy Scroll** (2¾" x 6") **F**  
Finish: *Antique Brass*



**Fire Leaf** (6" x 5½") **I**  
Finish: *Henna*



**Flair** (3" x 7") **F**  
Finish: *Bronze*



**Fleur-de-lis** (6-5/8" x 3¾") **F**  
Finish: *Champagne*



**Gala** (9½" x 5") **L**  
Finish: *Antique Brass*



**Geometric** (5" x 4½") **K**  
Finish: *Black*



**Guimar** (1½" x 2¾") **J**  
Finish: *Bronze*



**Gyro** (6" x 6") **L**  
Finish: *Hammered Steel*



**Heavy Double Scroll** (8" x 3¾") **J**  
Finish: *Heirloom*



**Heavy Scroll** (3" x 5") **J**  
Finish: *Bronze*



**Helena** (4" x 4¼") **J**  
Finish: *Chalet*



**Hourglass** (4" x 2") **G**  
Finish: *Aged Iron*



**Imperial Ball** (4¾" x 3") **M**  
Finish: *Brushed Nickel*



**Kingston** (2" x 2½") **H**  
Finish: *Espresso*



**Locket** (4" x 3¾") **J**  
Finish: *Gold Blush*



**NEW! Lorton** (1¾" x 2") **J**  
Finish: *Burnished Bronze*



**Meridian** (1" x 3") **J**  
Finish: *Henna*



# IRON FINIALS FOR 1-5/8" RODS

Order by name. Price by letter group **A-Z**

**Metropolis (6¼" x 2")** **K**  
Finish: *Hammered Silver*



**Milano (8" x 2¾")** **G**  
Finish: *Black*



**Moda (4" x 2")** **J**  
Finish: *Espresso*



**Modern Leaf (5" x 5")** **G**  
Finish: *Brushed Nickel*



**Multi Basket (8" x 5½")** **L**  
Finish: *Natural Iron*



**Neo (3" x 3")** **K**  
Finish: *Gilded Silver*



**Nouveau (6" x 6")** **H**  
Finish: *Gilded Silver*



**Onion Dome (2¼" x 1¾")** **K**  
Finish: *Gilded Silver*



**Opus (6½" x 6½")** **J**  
Finish: *Natural Iron*



**Orbit (6" x 6")** **I**  
Finish: *Gold Dust*



**Parisian (5½" x 2¾")** **L**  
Finish: *Sepia*



**Pedestal (1¼" x 3")** **H**  
Finish: *Black*



**Pierced (9½" x 2½")** **J**  
Finish: *Henna*



**Pila (2¼" x 2½")** **K**  
Finish: *Mineral*



**Pineapple (5½" x 2½")** **G**  
Finish: *Sable*



**Planta (10¼" x 8¾")** **J**  
Finish: *Henna*



**Queen of Hearts (6½" x 2¾")** **G**  
Finish: *Heirloom*



**Regal (7¾" x 4½")** **K**  
Finish: *Heirloom*





# IRON FINIALS FOR 1-5/8" RODS

Order by name. Price by letter group **A-Z**

**Scroll (4¼" x 5½")** **F**  
Finish: *White*



**Sherwood (3-3/8" x 2")** **F**  
Finish: *Ash*



**Siempre (6" x 7½")** **K**  
Finish: *Gilt*



**Simple Basket (9½" x 3¾")** **J**  
Finish: *Havannah*



**Skal (5" x 2¼")** **J**  
Finish: *Hammered Silver*



**Spiral (6½" x 4½")** **I**  
Finish: *Brass*



**Spire (6¼" x 2")** **F**  
Finish: *Nutmeg*



**Spiro (6¼" x 3")** **K**  
Finish: *Brushed Nickel*



**Sprig (6½" x 7¼")** **I**  
Finish: *Beijing*



**Striated Ball (3½" x 2¾")** **K**  
Finish: *Henna*



**Tower (7½" x 2-7/8")** **J**  
Finish: *Brushed Nickel*



**Trio (5" x 3")** **M**  
Finish: *Black*



**Trompette (4¼" x 3")** **K**  
Finish: *Brushed Nickel*



**Tulip (4" x 2")** **F**  
Finish: *Leather*



**Turban (5½" x 2½")** **J**  
Finish: *Chalet*



**Vega (2¼" x 2")** **H**  
Finish: *French Blue*



**Victoria (5¼" x 4")** **D**  
Finish: *Versailles*



**Vine (5" x 6½")** **I**  
Finish: *Moss*




# CRYSTAL FINIALS

Crystal Finials are made with genuine SWAROVSKI ELEMENTS – Simply stunning.

Order by name. Price by letter group **A – Z**

**NEW!** Mini Crystal Ball (1" x 1") **L**

Available for ½" rods. Rod Finish: Gilt



Crystal Chaton (1¼" x 2") **M**

Available for ¾" & 1" rods. Rod Finish: Heirloom



Small Crystal Ball (2" x 2") **M**

Available for ¾" & 1" rods. Rod Finish: Heirloom




Large Crystal Ball (3" x 2¾") **U**

Available for 1-5/8" rods. Rod Finish: Natural Iron




Crystal Radiance (2" x 2-3/8") **O**

Available for ¾" & 1" rods. Rod Finish: Natural Iron



Crystal Radiance (2" x 2-3/8") **O**

Available for 1-5/8" rods. Rod Finish: Sepia



Crystal Strato-Sphere (1-5/8" x 2-3/8") **N**

Available for ¾" & 1" rods. Rod Finish: Gilded Silver



Crystal Strato-Sphere (1-5/8" x 2-3/8") **N**

Available for 1-5/8" rods. Rod Finish: Sepia



**NEW!** Crystal Cylinder (3" x 2") **R**

Available for ¾" & 1" & 1-5/8" rods.

1" & 1-5/8" Rods shown below. Rod Finish: Polished Chrome



Crystal Half Ball (1" x 2") **M**

Available for ¾" & 1" rods. Rod Finish: Brushed Nickel



# CRYSTAL HOLDBACKS

Crystal Holdbacks are made with genuine SWAROVSKI ELEMENTS and are available in all small finial styles. Specify finial style, Post or Wrap Around Mount and finish. Crystal finial and mount priced separately.

Order by name. Price by letter group **A - Z+ Mount**

## Small Crystal Ball **M+Mount**

(Shown with post mount)  
Post Finish: *Brushed Nickel*



Side View

Post mount adjusts 3" – 5". Custom projection available.

## Crystal Chaton **M+Mount**

(Shown with post mount)  
Post Finish: *Gilded Silver*



Side View

Post mount adjusts 3" – 5". Custom projection available.

## Crystal Half Ball **M+Mount**

(Shown with post mount)  
Post Finish: *Heirloom*



Side View

Post mount adjusts 3" – 5". Custom projection available.

## Crystal Radiance **O+Mount**

(Shown with post mount)  
Post Finish: *Brushed Nickel*



Side View

Post mount adjusts 3" – 5". Custom projection available.

## Crystal Strato-Sphere **N+Mount**

(Shown with post mount)  
Post Finish: *Versailles*




Side View

Post mount adjusts 3" – 5". Custom projection available.

## Crystal with Wrap Around Mount

Crystal finial and mount priced separately. Order by name. Price by letter group **A - Z+Mount**

Small Crystal Ball shown. Finish: *Brushed Nickel*  
Wrap around mount dimensions: 5" x 5" not including Crystal.  
Custom dimensions available.



# CRYSTAL DROP FINIALS

Crystal Drop finials are made with genuine SWAROVSKI ELEMENTS – Simply stunning. Specify Crystal Drop color.

Order by name. Price by letter group **A-Z**

**Charle (6¼" x 6¼")** **O**

Available for 1" & 1-5/8" rods.  
Crystal Drop color: Silver Shade  
Rod Finish: Burnished Bronze



**Coba (7¾" x 7¼")** **N**

Available for 1" & 1-5/8" rods.  
Crystal Drop color: Silver Shade  
Rod Finish: Gilded Silver



**Crystal Dragon Leaf (9" x 7")** **N**

Available for 1" & 1-5/8" rods.  
Crystal Drop color: Clear  
Rod Finish: Hammered Silver



**Gemma (4½" x 6¼")** **N**

Available for 1" & 1-5/8" rods.  
Crystal Drop color: Clear  
Rod Finish: Black



**Fountain (6¾" x 6¼")** **M**

Available for 1" & 1-5/8" rods.  
Crystal Drop color: Clear  
Rod Finish: Hammered Silver



**Ibis (6" x 7¾")** **N**

Available for 1" & 1-5/8" rods.  
Crystal Drop color: Golden Shadow  
Rod Finish: Versailles



**Harp (8" x 4")** **M**

Available for 1" & 1-5/8" rods.  
Crystal Drop color: Black / Rod Finish: Gloss Black



**Shangri-La (8½" x 6")** **M**

Available for 1" & 1-5/8" rods.  
Crystal Drop color: Copper / Rod Finish: Sepia



**Crystal Drop Finials featured above are made with SWAROVSKI ELEMENTS.**

Create your own unique design and add a touch of brilliance to any of our finials or accessories with Crystal Drops. Submit a detailed sketch of your design for a quotation. Crystal drops measure 7/8" W x 1¼" L.

Clear



Black



Copper



Golden Shadow



Silver Shade



SWAROVSKI® is a registered trademark.

## ONALUX™ FINIALS

Add an exciting touch of color with our new **ONALUX™** finials and holdbacks. Made of a proprietary resin and available in three styles. Available in broad range of brilliant colors and earth tones. Made in the U.S.A. **Order by name. Price by letter group A-Z**

### ONALUX™ Ball Finial

Rod finish: *Natural Iron* / Color: *Ice*



Small Ball (2-1/8") for 3/4" & 1" rods. **H**  
 Large Ball (3") for 1-5/8" rods. **J**  
 Available in all colors listed below

### ONALUX™ Bell Finial\*

Rod Finish: *Gilded Silver* / Color: *Clear*



Small Bell (1-5/8" x 2 1/2") for 3/4" & 1" rods. **J**  
 Large Bell (2 1/4" x 3 1/2") for 1-5/8" rods. **L**  
 Available in all colors listed below.  
 \*Shape may vary slightly.

### NEW! ONALUX™ Cylinder Finial

Rod finish: *Gilded Silver* / Color: *Clear*




Small Cylinder (2" x 1-3/8")  
 Available for 3/4" & 1" rods. **I**  
 Available in all colors listed below.

## ONALUX™ HOLDBACKS

ONALUX™ Holdbacks are available with two mounting styles. Specify finial style and color, type of mount and finish. ONALUX™ finial and mount priced separately. **Order by name. Price by letter group A - Z+Mount**

### Wrap Around Mount **Price group+Mount**

Small Ball: Clear / Brushed Nickel



Wrap around mount dimensions: 5" x 5" not including Finial.  
 Custom dimensions available.

### Post Mount **Price group+Mount**

Small Bell: Ivory / Brushed Nickel



Post mount adjusts 3" – 5". Custom projection available.

## ONALUX™ COLORS

### Amber Opal



### Amethyst



### Azure



### Black & Tan



### Black Diamond



### Black Quartz



### Ceylon



### Chartreuse



# ONALUX™ COLORS

Citrine



Clear



Coral



Emerald



Fire Opal



Garnet



Ice



Ivory



Lavender



Lemon



Lime



Marble



Mottled Sapphire



Obsidian



Olive



Patriot Blue



Pink Quartz



Purple Quartz



Quartz



Red



# ONALUX™ COLORS

Red Onyx



Red Sapphire



Sauterne



Septarian



Smoky Topaz



Tangerine



Tiger Iron



Tomato



Turquoise



Turquoise Sapphire



Violet




Violet Strikes



MADE IN THE USA

## ONA ArtGlass FINIALS

Add spectacular elegance with **ONA ArtGlass** finials and holdbacks. Hand blown and crafted in the U.S.A., each piece is an individual piece of art and will have its own unique characteristics. Subtle variations in shape color and size are to be expected. *Made to order, non-returnable.*



ONA ArtGlass finials are available in the five styles below. Small size fits  $\frac{3}{4}$ " – 1" rods, Large size fits 1-5/8" rods. Please see color choices for availability.



Order by name. Price by letter group **A – Z**

<p><b>Ball</b> Small Ball: Yellow Swirl / Matte Brass</p> 	<p><b>Flame</b> Large Cobalt Flame / Brite Silver</p> 	
<p><b>Cylinder</b> Large Cylinder: Black Swirl / Brite Silver</p> 	<p><b>Egg</b> Small Egg: Violet Swirl / Brite Silver</p> 	<p><b>Fan</b> Small Orange Fan / Brite Silver</p> 

## ONA ArtGlass HOLDBACKS

ONA ArtGlass Holdbacks are available in all finial styles. Specify finial style and color, type of mount and finish. ONA ArtGlass finial and mount priced separately.

Order by name. Price by letter group **A - Z+ Mount**

<p><b>Wrap Around Mount A - Z+ Mount</b> Small Ball: Giraffe / Brushed Nickel</p> 	<p><b>Post Mount A - Z+ Mount</b> Small Ball: Ra / Brushed Nickel</p> 
---	--

Wrap around mount dimensions: 5" x 5" not including Finial. Custom dimensions available.

Post mount adjusts 3" – 5". Custom projection available.



# ONA ArtGlass FINIALS

Order by name. Price by letter group **A-Z**

**NEW!** Abstract



Small Ball 2¼" **S**  
Large Ball 3" **T**

Amber Fan



Small Fan 4" x 5½" **S**  
Large Fan 5" x 6½" **T**

Amber Flame



Small Flame 6" x 2½" **S**  
Large Flame 7" x 3" **T**

**NEW!** Anemone



Small Ball 2¼" **V**  
Large Ball 3" **W**

**NEW!** Aphrodite



Small Ball 2¼" **S**  
Large Ball 3" **T**

**NEW!** Artemeis



Small Ball 2¼" **T**  
Large Ball 3" **U**

**NEW!** Athena



Small Ball 2¼" **S**  
Large Ball 3" **T**

**Black Swirl**

Cylinder shown



Small Ball 2¼" **R**  
Large Ball 3" **S**  
Small Cylinder 2" X 1½" **R**  
Large Cylinder 3" x 2" **S**  
Small Egg 2" X 1½" **R**  
Large Egg 4¼" x 3" **S**

**Black Swirl**



Small Ball 2¼" **R**  
Large Ball 3" **S**  
Small Cylinder 2" X 1½" **R**  
Large Cylinder 3" x 2" **S**  
Small Egg 2" X 1½" **R**  
Large Egg 4¼" x 3" **S**

**Blue Swirl**

Egg shown



Small Ball 2¼" **R**  
Large Ball 3" **S**  
Small Cylinder 2" X 1½" **R**  
Large Cylinder 3" x 2" **S**  
Small Egg 2" X 1½" **R**  
Large Egg 4¼" x 3" **S**

**Blue Swirl**



Small Ball 2¼" **R**  
Large Ball 3" **S**  
Small Cylinder 2" X 1½" **R**  
Large Cylinder 3" x 2" **S**  
Small Egg 2" X 1½" **R**  
Large Egg 4¼" x 3" **S**

**Carbonated Clear**



Small Ball 2¼" **R**  
Large Ball 3" **S**

**NEW!** Caviar



Small Ball 2¼" **U**  
Large Ball 3" **T**

**NEW!** Cerulean



Small Ball 2¼" **S**  
Large Ball 3" **T**

**Cheetah**



Small Ball 2¼" **X**  
Large Ball 3" **Z**

**Cobalt Fan**



Small Fan 4" x 5½" **S**  
Large Fan 5" x 6½" **T**

# ONA ArtGlass FINIALS

Order by name. Price by letter group **A-Z**

**Cobalt Flame**



Small Flame 6" x 2½" **S**  
Large Flame 7" x 3" **T**

**NEW! Flora**



Small Ball 2¼" **S**  
Large Ball 3" **T**

**Giraffe**



Small Ball 2¼" **X**  
Large Ball 3" **Z**

**Green Swirl**



Small Ball 2¼" **R**  
Large Ball 3" **S**  
Small Cylinder 2" X 1½" **R**  
Large Cylinder 3" x 2" **S**  
Small Egg 2" X 1½" **R**  
Large Egg 4¼" x 3" **S**

**NEW! Harmony**



Small Ball 2¼" **S**  
Large Ball 3" **T**

**NEW! Hespera**



Small Ball 2¼" **S**  
Large Ball 3" **T**

**NEW! Iris**



Small Ball 2¼" **S**  
Large Ball 3" **T**

**NEW! Jade**



Small Ball 2¼" **S**  
Large Ball 3" **T**

**NEW! Juno**



Small Ball 2¼" **S**  
Large Ball 3" **T**

**NEW! Luna**



Small Ball 2¼" **U**  
Large Ball 3" **U**

**NEW! Marmalade**



Small Ball 2¼" **S**  
Large Ball 3" **T**

**NEW! Merial**



Small Ball 2¼" **U**  
Large Ball 3" **U**

**Millefiori Blue**



Small Ball 2¼" **S**  
Large Ball 3" **T**

**Millefiori Orange**



Small Ball 2¼" **S**  
Large Ball 3" **T**

**NEW! Neptune**



Small Ball 2¼" **U**  
Large Ball 3" **U**

**NEW! Noelani**



Small Ball 2¼" **S**  
Large Ball 3" **T**

# ONA ArtGlass FINIALS

Order by name. Price by letter group **A-Z**

<p><b>Orange Fan</b></p>  <p>Small Fan 4" x 5½" <b>S</b> Large Fan 5" x 6½" <b>T</b></p>	<p><b>Orange Flame</b></p>  <p>Small Flame 6" x 2½" <b>S</b> Large Flame 7" x 3" <b>T</b></p>	<p><b>Peacock</b></p>  <p>Small Ball 2¼" <b>X</b> Large Ball 3" <b>Z</b></p>	<p><b>NEW! Periwinkle</b></p>  <p>Small Ball 2¼" <b>S</b> Large Ball 3" <b>T</b></p>
<p><b>NEW! Pincone</b></p>  <p>One Size 4½" x 2½" <b>T</b></p>	<p><b>NEW! Pink Chablis</b></p>  <p>Small Ball 2¼" <b>S</b> Large Ball 3" <b>T</b></p>	<p><b>NEW! Plexus</b></p>  <p>Small Ball 2¼" <b>S</b> Large Ball 3" <b>T</b></p>	<p><b>NEW! Poseidon</b></p>  <p>Small Ball 2¼" <b>T</b> Large Ball 3" <b>U</b></p>
<p><b>NEW! Purple Fan</b></p>  <p>Small Fan 4" x 5½" <b>S</b> Large Fan 5" x 6½" <b>T</b></p>	<p><b>NEW! Purple Flame</b></p>  <p>Small Flame 6" x 2½" <b>S</b> Large Flame 7" x 3" <b>T</b></p>	<p><b>NEW! Quantum</b></p>  <p>Small Ball 2¼" <b>T</b> Large Ball 3" <b>U</b></p>	<p><b>Ra</b></p>  <p>Small Ball 2¼" <b>R</b> Large Ball 3" <b>S</b></p>
<p><b>Scarlet Fan</b></p>  <p>Small Fan 4" x 5½" <b>S</b> Large Fan 5" x 6½" <b>T</b></p>	<p><b>Scarlet Flame</b></p>  <p>Small Flame 6" x 2½" <b>S</b> Large Flame 7" x 3" <b>T</b></p>	<p><b>NEW! Sky</b></p>  <p>Small Ball 2¼" <b>S</b> Large Ball 3" <b>T</b></p>	<p><b>NEW! Tempest</b></p>  <p>Small Ball 2¼" <b>S</b> Large Ball 3" <b>T</b></p>

# ONA ArtGlass FINIALS

Order by name. Price by letter group **A-Z**

**Tiger**



Small Ball 2¼" **X**  
Large Ball 3" **Z**

**NEW! Venus**



Small Ball 2¼" **S**  
Large Ball 3" **T**

**Violet Swirl**

Egg shown



Small Ball 2¼" **R**  
Large Ball 3" **S**  
Small Cylinder 2" X 1½" **R**  
Large Cylinder 3" x 2" **U**  
Small Egg 2" X 1½" **R**  
Large Egg 4¼" x 3" **S**

**Violet Swirl**



Small Ball 2¼" **R**  
Large Ball 3" **S**  
Small Cylinder 2" X 1½" **R**  
Large Cylinder 3" x 2" **S**  
Small Egg 2" X 1½" **R**  
Large Egg 4¼" x 3" **S**

**NEW! Vulcan**



Small Ball 2¼" **S**  
Large Ball 3" **T**

**NEW! Yellow Fan**



Small Fan 4" x 5½" **S**  
Large Fan 5" x 6½" **T**

**NEW! Yellow Flame**



Small Flame 6" x 2½" **S**  
Large Flame 7" x 3" **T**

**YELLOW SWIRL**



Small Ball 2¼" **R**  
Large Ball 3" **S**  
Small Cylinder 2" X 1½" **R**  
Large Cylinder 3" x 2" **S**  
Small Egg 2" X 1½" **R**  
Large Egg 4¼" x 3" **S**

## ONA COUTURE ArtGlass FINIALS

















**NEW! ONA COUTURE ArtGlass** finials and holdbacks. Hand blown and crafted in the U.S.A., each piece is an individual piece of art and will have its own unique characteristics. Subtle variations in shape color and size are to be expected. *Made to order, non-returnable.*

Order by name. Price by letter group **A - Z**



## ONA COUTURE ArtGlass COLORS

24K Gold- Leaf gilding available for an upcharge.

<p><b>*24K Gold-leaf inside</b></p>  <p><b>*upcharge</b></p>	<p><b>Cobalt Latticino</b></p> 	<p><b>Flame Red</b></p> 	<p><b>Exotic</b></p> 	<p><b>Aubergine Spots</b></p> 	<p><b>Moonstone</b></p> 	<p><b>Metallic Tortoise</b></p> 	<p><b>Clear</b></p> 
<p><b>*24K White Gold-leaf inside</b></p>  <p><b>*upcharge</b></p>	<p><b>Cobalt</b></p> 	<p><b>*24K White Gold-leaf outside</b></p>  <p><b>*upcharge</b></p>	<p><b>*24K Gold-leaf outside</b></p>  <p><b>*upcharge</b></p>	<p><b>Amber</b></p> 	<p><b>Beige</b></p> 	<p><b>Jet Black</b></p> 	<p><b>Opal</b></p> 

## ONA ArtGlass HOLDBACKS

ONA ArtGlass Holdbacks are available in all finial styles. Specify finial style and color, type of mount and finish. *ONA COUTURE ArtGlass* finial and mount priced separately.

Order by name. Price by letter group **A - Z+ Mount**

### Wrap Around Mount **A - Z+ Mount**

*Livia (Color shown: 24K White Gold-Leaf outside / Brushed Nickel)*



Wrap around mount dimensions: 5" x 5" not including Finial.  
Custom dimensions available.

### Post Mount **A - Z+ Mount**

*Mondor (Color shown: Cobalt Latticino / Brushed Nickel)*



Post mount adjusts 3" - 5". Custom projection available.

## ONA COUTURE ArtGlass FINIALS

Order by name. Price by letter group **A - Z**

### Babe

(Color shown: Aubergine Spots / rod finish: Gilt)



For 1" Rod (~7¼" long) **U** std color add **H** for leaf  
For 1-5/8" Rod (~8½" long) **U** std color add **H** for leaf

### Babe

(Color shown: Amber / rod finish: Gilt)



For 1" Rod (~7¼" long) **U** std color add **H** for leaf  
For 1-5/8" Rod (~8½" long) **U** std color add **H** for leaf

# ONA COUTURE ArtGlass FINIALS

Order by name. Price by letter group **A-Z**

## Goya

(Color shown: Metallic Tortoise / rod finish: Black)



For 1" Rod (~5¼" long) **T** std color add **H** for leaf  
For 1-5/8" Rod (~8" long) **U** std color add **H** for leaf

## Goya

(Color shown: Flame Red / rod finish: Henna)



For 1" Rod (~5¼" long) **T** std color add **H** for leaf  
For 1-5/8" Rod (~8" long) **U** std color add **H** for leaf

## Lascar

(Color shown: 24K White Gold-Leaf inside / rod finish: Matte Brass plated)



For 1" Rod (~5¼" long) **T** std color add **H** for leaf  
For 1-5/8" Rod (~8½" long) **U** std color add **H** for leaf

## Livia

(Color shown: 24K White Gold-Leaf outside / rod finish: Polished Nickel plated)



For 1" Rod (~5¼" long) **T** std color add **H** for leaf  
For 1-5/8" Rod (~8½" long) **U** std color add **H** for leaf

## Livia

(Color shown: Exotic / rod finish: Polished Copper plated)



For 1" Rod (~5¼" long) **T** std color add **H** for leaf  
For 1-5/8" Rod (~8½" long) **U** std color add **H** for leaf

## Mondor

(Color shown: 24K White Gold-Leaf inside / rod finish: Gilt)



For 1" Rod (~5¼" long) **T** std color add **H** for leaf  
For 1-5/8" Rod (~6¼" long) **U** std color add **H** for leaf

## Mondor

(Color shown: Cobalt Latticino / rod finish: Gilt)



For 1" Rod (~5¼" long) **T** std color add **H** for leaf  
For 1-5/8" Rod (~6¼" long) **U** std color add **H** for leaf

## Pasha

(Color shown: Cobalt / rod finish: Brite Silver)



For 1" Rod (~4¼" long) **T** std color add **H** for leaf  
For 1-5/8" Rod (~6½" long) **U** std color add **H** for leaf

## Pasha

(Color shown: Beige / rod finish: Matte Brass plated)



For 1" Rod (~4¼" long) **T** std color add **H** for leaf  
For 1-5/8" Rod (~6½" long) **U** std color add **H** for leaf

## Sirocco

(Color shown: Clear / rod finish: Polished Nickel plated)



For 1" Rod (~4" long) **T** std color add **H** for leaf  
For 1-5/8" Rod (~6" long) **U** std color add **H** for leaf

## Sphere

(Color shown: Opal / rod finish: Gilt)



For 1" Rod (~2 ¼" diameter) **T** std color add **H** for leaf  
For 1-5/8" Rod (~3" diameter) **U** std color add **H** for leaf

## Sphere

(Color shown: Clear / Polished Nickel plated)



For 1" Rod (~2 ¼" diameter) **T** std color add **H** for leaf  
For 1-5/8" Rod (~3" diameter) **U** std color add **H** for leaf

# ONA ECO-FINIALS



**NEW!** ONA ECO-FINIALS are made with environmentally friendly biodegradable filament utilizing 3D print technology. Highly detailed, ONA ECO-FINIALS remain 100% strong and durable for their installed lifetime yet are fully compostable. Custom sizes and designs available per quote. Great for historic recreations. Available in Standard finishes only. MADE IN USA.



Sizes are for 1-5/8" rods. Finials for 1" rods will be sized proportionally. Order by name. Price by letter group **A - Z**

<p><b>Adams (4" x 2")</b> <b>L</b> Finish: <i>Brushed Nickel</i></p>  <p style="text-align: right;"></p>	<p><b>Affina (3 3/4" x 2 1/4")</b> <b>K</b> Finish: <i>Gilt</i></p>  <p style="text-align: right;"></p>	<p><b>Annapolis (5 1/4" x 3 3/4")</b> <b>L</b> Finish: <i>Winter</i></p>  <p style="text-align: right;"></p>
<p><b>Baroque (3 1/2" x 3")</b> <b>K</b> Finish: <i>Gilt</i></p>  <p style="text-align: right;"></p>	<p><b>Barossa (5 1/4" x 3 1/2")</b> <b>L</b> Finish: <i>Gilt</i></p>  <p style="text-align: right;"></p>	<p><b>Botanica (5" x 2 1/2")</b> <b>K</b> Finish: <i>Sepia</i></p>  <p style="text-align: right;"></p>
<p><b>Bristlecone (5" x 3")</b> <b>K</b> Finish: <i>Pewter</i></p>  <p style="text-align: right;"></p>	<p><b>Buffalo (2 1/2" x 3")</b> <b>K</b> Finish: <i>Sepia</i></p>  <p style="text-align: right;"></p>	<p><b>Carlton (6" x 3 3/4")</b> <b>L</b> Finish: <i>Burnished Bronze</i></p>  <p style="text-align: right;"></p>
<p><b>Cecily (4 1/2" x 3")</b> <b>J</b> Finish: <i>Gilt</i></p>  <p style="text-align: right;"></p>	<p><b>Charleston (5" x 3")</b> <b>L</b> Finish: <i>Platinum</i></p>  <p style="text-align: right;"></p>	<p><b>Darlington (4" x 3")</b> <b>K</b> Finish: <i>Gilt</i></p>  <p style="text-align: right;"></p>
<p><b>Dunwood (5 3/4" x 3")</b> <b>K</b> Finish: <i>Winter</i></p>  <p style="text-align: right;"></p>	<p><b>Elephant (5" x 2")</b> <b>K</b> Finish: <i>Pewter</i></p>  <p style="text-align: right;"></p>	<p><b>Fenmore (5 1/4" x 2 1/2")</b> <b>L</b> Finish: <i>Brushed Nickel</i></p>  <p style="text-align: right;"></p>
<p><b>Geneva (5" x 2 1/2")</b> <b>L</b> Finish: <i>Antique Brass</i></p>  <p style="text-align: right;"></p>	<p><b>Horse (3 1/4" x 3")</b> <b>K</b> Finish: <i>Antique Brass</i></p>  <p style="text-align: right;"></p>	<p><b>Jacqueline (4 1/4" x 3 1/4")</b> <b>L</b> Finish: <i>Sepia</i></p>  <p style="text-align: right;"></p>





































# ONA ECO-FINIALS



**NEW!** ONA ECO-FINIALS are made with environmentally friendly biodegradable filament utilizing 3D print technology. Highly detailed, ONA ECO-FINIALS remain 100% strong and durable for their installed lifetime yet are fully compostable. Custom sizes and designs available per quote. Great for historic recreations. *Available in Standard finishes only.* **MADE IN USA.**











Sizes are for 1-5/8" rods. Finials for 1" rods will be sized proportionally. Order by name. Price by letter group **A - Z**

<p><b>Jazz</b> (4½" x 3") <b>J</b> Finish: <i>Gilt</i></p>  <p style="text-align: right;"></p>	<p><b>Jubilee</b> (4" x 2½") <b>K</b> Finish: <i>Gilt</i></p>  <p style="text-align: right;"></p>	<p><b>Lion</b> (3¼" x 3¼") <b>K</b> Finish: <i>Gilt</i></p>  <p style="text-align: right;"></p>
<p><b>Marisol</b> (5¼" x 3") <b>L</b> Finish: <i>Henna</i></p>  <p style="text-align: right;"></p>	<p><b>Monkey Fist</b> (3½" x 3") <b>K</b> Finish: <i>Henna</i></p>  <p style="text-align: right;"></p>	<p><b>Naples</b> (4" x 3") <b>L</b> Finish: <i>Brushed Nickel</i></p>  <p style="text-align: right;"></p>
<p><b>Orleans</b> (5" x 4") <b>L</b> Finish: <i>Mica</i></p>  <p style="text-align: right;"></p>	<p><b>Parlor</b> (3½" x 3") <b>K</b> Finish: <i>Pewter</i></p>  <p style="text-align: right;"></p>	<p><b>Pavilion</b> (6" x 3¼") <b>L</b> Finish: <i>Gilt</i></p>  <p style="text-align: right;"></p>
<p><b>Purdue</b> (5" x 2½") <b>L</b> Finish: <i>Black</i></p>  <p style="text-align: right;"></p>	<p><b>Ram</b> (3½" x 2½") <b>K</b> Finish: <i>Brushed Nickel</i></p>  <p style="text-align: right;"></p>	<p><b>Roulette</b> (5" x 2¾") <b>L</b> Finish: <i>Brite Silver</i></p>  <p style="text-align: right;"></p>
<p><b>Seaside</b> (5" x 4") <b>J</b> Finish: <i>Antique Brass</i></p>  <p style="text-align: right;"></p>	<p><b>Striato</b> (4½" x 2½") <b>K</b> Finish: <i>Gilt</i></p>  <p style="text-align: right;"></p>	<p><b>Swirl</b> (4½" x 3") <b>K</b> Finish: <i>Mica</i></p>  <p style="text-align: right;"></p>
<p><b>Toulouse</b> (5" x 3") <b>K</b> Finish: <i>Gilt</i></p>  <p style="text-align: right;"></p>	<p><b>Valentina</b> (4½" x 2½") <b>K</b> Finish: <i>Sepia</i></p>  <p style="text-align: right;"></p>	<p><b>Yorkton</b> (5¼" x 3") <b>L</b> Finish: <i>Brushed Nickel</i></p>  <p style="text-align: right;"></p>









# BRACKETS

All brackets are sold individually. Brackets will be made to coordinate with the rod size and style ordered. Most brackets are drop in style and feature a set screw that securely locks the rod in place after installation. **Projection is measured from the wall to the center of the rod.** Touch up paint is included to match screw heads if alternate mounting hardware is required. Professional installation into studs or wood backing is recommended. Brackets are available in the styles below.

<p><b>Standard Style Brackets</b></p>  <p>Standard brackets are our most popular style. Strong and simple.</p>	<p><b>Deco Style Brackets</b></p>  <p>Deco brackets feature a decorative base and provide a solid installation.</p>	<p><b>Square Style Brackets</b></p>  <p>Square brackets provide a clean look and a solid installation.</p>	<p><b>Round Style Brackets</b></p>  <p>Round brackets provide a contemporary look.</p>
<p><b>Block Style Brackets</b></p>  <p>Contemporary brackets that provide a solid installation. Also recommended for use with <i>GROMMAVERSE™</i> rods.</p>	<p><b>Heavy Duty Style Brackets</b></p>  <p><b>Available for 1-5/8" rods only.</b></p> <p>Heavy Duty brackets for 1-5/8" rods only. Recommended for <u>heavy panels</u>, and Onaverse™ rods.</p>	<p><b>Café Style Brackets</b></p>  <p>Delicate small brackets for small café curtains and door panels.</p>	<p><b>Wood Pole Brackets</b></p>  <p>For 1-3/8", 2", 2 1/4" &amp; 3" diameter wood poles.</p>

## Bracket Accents & Accessories

<p><b>Rolled Ends</b></p>  <p>Rolled ends can be added to any of our brackets for an additional charge. Both ends are rolled on Standard brackets. Only the bowl will be rolled on Center, Deco and Round style brackets. Price per end plus bracket.</p>	<p><b>Hammered Ends</b></p>  <p>Hammered ends can be added to any of our brackets for an additional charge. Both ends are hammered on Standard brackets. Only the bowl will be hammered on Center, Deco and Round style brackets. Price per end plus bracket.</p>	<p><b>Welded Rosette</b></p>  <p><i>Marguerite shown</i> Rosette can be welded to the face of bracket for an additional charge. Specify Rosette style.</p>
<p><b>Leafed</b></p>  <p>Leafed accent can be welded to the face of any bracket except Café bracket for an additional charge.</p>	<p><b>Screw on Rosette</b></p>  <p><i>Maiden shown</i></p> <p>A decorative screw on rosette can be ordered to replace set screw on face of Café &amp; Tapestry style brackets. Price rosette in addition to bracket.</p>	<p><b>Professional Set Screw Driver</b></p>  <p>A must have if you plan to install multiple rods. Ratcheting action saves installation time. Includes 3 bits.</p>

# STANDARD STYLE BRACKETS

**Standard Brackets** have clean lines, unobtrusive styling. They are our most popular style. *We have endless custom capabilities; call us if you need a bracket you don't see in our catalog.*

**Order by Name**  
**Price by letter group** **A-Z**

## Standard **B**



*Our most popular style.*

Projection: 3½"  
Base: 1" x 4"  
*Standard brackets are our most popular style. Strong and simple. A great choice for most applications.*

## Custom **D**




Projection: 6"  
Base: 1" x 4"  
Specify projection if other than 6".  
Specify Base if other than 4".

## Braced **H**



A welded brace is recommended for projections over 6".  
Specify projection.  
Base: 1" x 4"

## Double **E**



Projection: 3" & 6"  
Base: 1" x 4"

## Adjustable **D**



Projection adjusts from 3" – 4¼"  
(3½" – 4¾" for 1-5/8" rods)  
Base: 1" x 4"  
Recommended for use with bay and curved rods.

## Custom Adjustable **E**



Specify projection  
(2½" min., 3½" for 1-5/8" rods)  
Range of adjustment is 1¼".  
Base: 1" x 4"

## Staggered **H**



Projection: 3" & 6"  
Base: 1" x 4"  
For rods up to 1", under rod bracket is 2½" below the over rod bracket.  
For 1-5/8" rods, under rod bracket is 3-3/8" below the over rod bracket.

## Center Double **G**



Use as a center support only.

Projection: 3" & 6"  
Base: 3½" x 1" (except for 1-5/8")  
For 1-5/8" rod –Base: 3½" x 1½"  
*When using heavy panels or spanning very wide openings, we suggest using a Double bracket instead of a center bracket.*

## Center **D**

Use as a center support only.



Projection: 3½"  
Base: 3½" x 1" (except for 1-5/8")  
For 1-5/8" rod –Base: 3½" x 1½"  
*When using heavy panels or spanning very wide openings, we suggest using a Standard bracket instead of a center bracket.*

## Center Custom **E**

Use as a center support only.



Projection: 6"  
Base: 3½" x 1" (except for 1-5/8")  
For 1-5/8" rod –Base: 3½" x 1½"  
Specify projection if other than 6".  
*When using heavy panels or spanning very wide openings, we suggest using a Custom bracket instead of a center bracket.*

## Center Adjustable **F**

Use as a center support only.



Projection adjusts from 3" – 4¼"  
(3½" – 4¾" for 1-5/8" rods).  
Base: 3½" x 1" (except for 1-5/8")  
For 1-5/8" rod –Base: 3½" x 1½"  
*When using heavy panels or spanning very wide openings, we suggest using an Adjustable bracket instead of a center bracket.*

## Center Custom Adjustable **G**

Use as a center support only.



Specify projection.  
(2½" min., 3½" for 1-5/8" rods)  
Range of adjustment is 1¼".  
Base: 3½" x 1" (except for 1-5/8")  
For 1-5/8" rod –Base: 3½" x 1½"  
*When using heavy panels or spanning very wide openings, we suggest using a Custom Adjustable bracket instead of a center bracket.*

# STANDARD STYLE BRACKETS

Continued

**Standard Brackets** have clean lines, unobtrusive styling. They are our most popular style. *We have endless custom capabilities; call us if you need a bracket you don't see in our catalog.*

Order by Name  
Price by letter group **A - Z**


## \*Tapestry **B**



½" clearance to back of rod.  
Base: 1" x 4"  
Optional screw on rosette available to replace set screw.  
**Note: Some finials & rings may require more clearance. Please call if unsure.**  
*\*See hooks that may also be used for tapestry applications.*

## Swivel **G**

Base swivels to allow installation in different positions.



Projection adjusts from 3" - 4".  
Base: 1" x 3½" (except for 1-5/8")  
For 1-5/8" rod - Base: 1½" x 3½"  
Recommended as a center support for ½" & ¾" solid French Rods. Recommended for use with arch top rods.

## Custom Swivel **H**

Base swivels to allow installation in different positions.



Specify anticipated projection. (1½" min., 2" for 1-5/8" rods)  
Recommended as a center support for ½" & ¾" solid French Rods. Recommended for use with arch top rods.

## Pass Through **G**

Base swivels to allow installation in different positions.



Projection adjusts from 3" - 4".  
Base: 1" x 3½" (except for 1-5/8")  
For 1-5/8" rod - Base: 1½" x 3½"  
**Not for ceiling installation. Not for use with French rods unless spliced.**

## Ceiling **E**

Ceiling brackets will be made to the minimum drop measured from the ceiling to the top of the rod. O.A.L. (overall length) is also indicated.



Base: 3½" x 1"  
½" rods drop = 1¼", O.A.L. = 2"  
¾" round drop = 1-3/8", O.A.L. = 2-3/8"  
¾" twist, drop = 1-5/8", O.A.L. = 2-7/8"  
1" rods, drop = 1-5/8", O.A.L. = 2-7/8"  
1-5/8" rods, drop = 2-1/8", O.A.L. = 4"

## Custom Ceiling **F**

Up to 6" drop



## Ceiling Stem **M**

3/8" round stem for lengthy drops over 6".



Specify drop measured from the ceiling to the top of the rod  
**Note:** If specified drop is less than the minimum, the rod will not drop into the bracket and must be inserted through the side.

## Custom Pass Through **I**

Base swivels to allow installation in different positions.



Specify anticipated projection (1½" min., 2" for 1-5/8" rods)  
**Not for ceiling installation. Not for use with French rods unless spliced.**

## Square Socket **B**



Base: 1½" x 3"  
Specify left or right.  
When ordering, specify exact inside mount dimensions. We will make deductions.

## Low profile Socket **B**

Provides a minimal look.



For inside mounting.  
Specify left or right.  
When ordering, specify exact inside mount dimensions. We will make deductions.


## Corner **L**



Allows installation directly into a corner. Projection adjusts from 3"-5". Hinged Base: 3" x 3".  
Splices into 1" rods. Fits over ½" & ¾" rods. Not recommended for use with 1-5/8" rods.  
Specify wall angles and back wall measurements. We will make deductions.  
**Not recommended for use with heavy treatments.**

## Bypass **J**

For 1" & 1-5/8" rods only.  
Must use "C" rings.  
Projection adjusts from 3" - 4".  
Base: 1" x 3½" (except for 1-5/8")  
For 1-5/8" rod - Base: 1½" x 3½"



## Custom Bypass **K**

Specify anticipated projection (1½" min., 2" for 1-5/8" rods)

## Double Bypass **P**



For 1" & 1-5/8" rods only.  
Available for special applications.  
For use with 1" & 1-5/8" rods only.  
Must use "C" rings.

## Ceiling Bypass **M**

For 1" & 1-5/8" rods only.  
2" Projection.  
1" rod, drop to top of rod: 1-5/8"  
1-5/8" rod, drop to top of rod: 2-1/8"



## Custom Ceiling Bypass **O**

Custom drop or projection (2" minimum)


# DECO

## STYLE BRACKETS

Deco Brackets feature a decorative base and provide for a solid installation.


Order by Name  
Price by letter group **A-Z**

### Deco **D**



Projection: 3½"  
Base: 1½" x 3½"

### Deco Custom **E**



Specify projection up to 6".  
Base: 1½" x 3½"

### Deco Braced **H**



A welded brace is recommended for projections over 6".  
Specify Projection.  
Base: 1½" x 3½"

### Deco Adjustable **F**



Projection adjusts from 3" – 4¼"  
(3½" – 4¾" for 1-5/8" rods).  
Base: 1½" x 3½"  
Recommended for use with bay and curved rods.

### Deco Custom Adjustable **G**



Specify projection  
(2½" min., 3½" for 1-5/8" rods)  
Range of adjustment is 1¼".  
Base: 1½" x 3½"

### Deco Center **D**

Use as a center support only.



Projection: 3½"  
Base: 3½" x 1½"  
*When using heavy panels or spanning very wide openings, we suggest using a Deco bracket instead of a Center bracket.*

### Deco Custom Center **E**

Use as a center support only.



Projection: 6". Specify if other.  
Base: 3½" x 1½"  
*When using heavy panels or spanning very wide openings, we suggest using a Deco Custom bracket instead of a Center bracket.*

### Deco Center Adjustable **F**

Use as a center support only.



Projection adjusts from 3" – 4¼"  
(3½" – 4¾" for 1-5/8" rods).  
Base: 3½" x 1½"  
*When using heavy panels or spanning very wide openings, we suggest using a Deco Adjustable bracket instead of a Center bracket.*

### Deco Center Custom Adjustable **G**

Use as a center support only.



Specify projection.  
(2½" min., 3½" for 1-5/8" rods)  
Range of adjustment is 1¼".  
*When using heavy panels or spanning very wide openings, we suggest using a Deco Custom Adjustable bracket instead of a Center bracket.*

### Deco Socket **B**



Base: 1½" x 3½".  
Specify left or right.  
When ordering, specify exact inside mount dimensions. We will make deductions.

### Low profile Socket **B**

Provides a minimal look.



For inside mounting.  
Specify left or right.  
When ordering, specify exact inside mount dimensions. We will make deductions.

### \*Deco Tapestry **B**



½" clearance to back of rod.

Base: 1½" x 3½".  
Optional screw on rosette available to replace set screw.  
**Note: Some finials & rings may require more clearance. Please call if unsure.**  
\*See hooks that may also be used for tapestry applications.

# DECO

## STYLE BRACKETS

continued

Deco Brackets feature a decorative base and provide for a solid installation.

Order by Name  
Price by letter group **A-Z**

### Deco Double **G**



Projection: 3" & 6"  
Base: 1½" x 3½"

### Deco Double Center **G**

Use as a center support only.



Projection: 3" & 6"  
Base: 3½" x 1½"

*When using heavy panels or spanning very wide openings, we suggest using a Deco Double bracket instead of a Center bracket.*

### Deco Swivel **G**

Base swivels to allow installation in different positions.



Projection adjusts from 3" – 4".  
Base: 1½" x 3½"  
Recommended as a center support for ½" & ¾" solid French Rods. Recommended for use with arch top rods.

### Deco Custom Swivel **H**



Specify anticipated projection. (1½" min., 2" for 1-5/8" rods)  
Base: 1½" x 3½"  
Recommended as a center support for ½" & ¾" solid French Rods. Recommended for use with arch top rods.

### Deco Ceiling **E**

*Ceiling brackets will be made to the minimum drop measured from the ceiling to the top of the rod. O.A.L. (overall length) is also indicated.*



Base: 3½" x 1½"  
½" rods drop = 1¼", O.A.L. = 2"  
¾" round rods drop = 1-3/8", O.A.L. = 2-3/8"  
¾" twist rods, drop = 1-5/8", O.A.L. = 2-7/8"  
1" rods, drop = 1-5/8", O.A.L. = 2-7/8"  
1-5/8" rods, drop = 2-1/8", O.A.L. = 4"

### Deco Custom Ceiling **F**

Up to 6" drop



### Deco Ceiling Stem **M**


3/8" round stem for lengthy drops over 6".



Specify drop measured from the ceiling to the top of the rod  
Note: If specified drop is less than the minimum, the rod will not drop into the bracket and must be inserted through the side.

### Deco Pass Through **G**

Base swivels to allow installation in different positions.



Projection adjusts from 3" – 4".  
Base: 1½" x 3½"  
**Not for ceiling installation. Not for use with French rods unless spliced.**

### Deco Custom Pass Through **H**


Base swivels to allow installation in different positions.



Specify anticipated projection. (1½" min., 2" for 1-5/8" rods)  
Base: 1½" x 3½"  
**Not for ceiling installation. Not for use with French rods unless spliced.**

### Deco Bypass **J**

For 1" & 1-5/8" rods only.  
Projection adjusts from 3" – 4".



**Deco Custom Bypass **K****  
Specify anticipated projection (1½" min., 2" for 1-5/8" rods)

Available for special applications. Recommended for large curved rods or excessive spans. For use with 1" & 1-5/8" rods only. Must use "C" rings. Call us to discuss your treatment.

### Deco Double Bypass **P**



### Deco Ceiling Bypass **M**

Bypass Assembly shown with Rod and Ring.



Double Bypass assembly shown with rods & rings.



### Deco Custom Ceiling Bypass **O**

For 1" & 1-5/8" rods only.  
2" Projection.  
1" rod, drop to top of rod: 1-5/8"  
1-5/8" rod, drop to top of rod: 2-1/8"




Custom drop or projection (2" minimum)

# Square STYLE BRACKETS

Square Brackets provide a clean look and a solid installation.


Order by Name  
Price by letter group **A-Z**

## Square **D**




Projection: 3½".  
Base: 1½" x 3".

## Square Custom **E**




Specify projection up to 6". Base:  
1½" x 3".

## Square Braced **H**



A welded brace is recommended  
for projections over 6".  
Specify Projection.  
Base: 1½" x 3".

## Square Adjustable **F**



Projection adjusts from 3" – 4¼"  
(3½" – 4¾" for 1-5/8" rods).  
Base: 1½" x 3".  
Recommended for use with bay  
and curved rods.


## Square Custom Adjustable **G**



Specify projection  
(2½" min., 3½" for 1-5/8" rods)  
Range of adjustment is 1¼".  
Base: 1½" x 3".

## Square Center **D**

Use as a center support only.



Projection: 3½"  
Base: 3" x 1½"  
*When using heavy panels or spanning  
very wide openings, we suggest using  
a Square bracket instead of a Center  
bracket.*

## Square Custom Center **E**

Use as a center support only.



Projection: 6". Specify if other.  
Base: 3" x 1½"  
*When using heavy panels or  
spanning very wide openings, we  
suggest using a Square Custom  
bracket instead of a Center  
bracket.*

## Square Center Adjustable **F**

Use as a center support only.



Projection adjusts from 3" – 4¼"  
(3½" – 4¾" for 1-5/8" rods).  
Base: 3" x 1½"  
*When using heavy panels or  
spanning very wide openings, we  
suggest using a Square Adjustable  
bracket instead of a Center bracket.*

## Square Center Custom Adjustable **G**

Use as a center support only.



Specify projection.  
(2½" min., 3½" for 1-5/8" rods)  
Range of adjustment is 1¼".  
*When using heavy panels or spanning  
very wide openings, we suggest using  
a Square Custom Adjustable bracket  
instead of a Center bracket.*

## Square Socket **B**



Base: 1½" x 3"  
Specify left or right.  
When ordering, specify exact inside  
mount dimensions. We will make  
deductions.

## Low profile Socket **B**

Provides a minimal look.



For inside mounting.  
Specify left or right.  
When ordering, specify exact  
inside mount dimensions. We  
will make deductions.

## \*Square Tapestry **B**



½" clearance to back of rod.  
Base: 1½" x 3". Optional screw on  
rosette available to replace set  
screw.

**Note: Some finials & rings may  
require more clearance. Please call  
if unsure.**

\*See hooks that may also be used  
for tapestry applications.

# Square STYLE BRACKETS

continued

Square Brackets provide a clean look and a solid installation. The Base: 1-1/2" x 3".

Order by Name  
Price by letter group **A-Z**

## Square Double **G**



Projection: 3" & 6"  
Base: 1½" x 3"

## Square Double Center **G**

Use as a center support only.



Projection: 3" & 6"  
Base: 3" x 1½"

*When using heavy panels or spanning very wide openings, we suggest using a Square Double bracket instead of a Center bracket.*

## Square Swivel **G**



Projection adjusts from 3" – 4".  
Base: 1½" x 3"  
Recommended as a center support for ½" & ¾" solid French Rods. Recommended for use with arch top rods.

## Square Custom Swivel **H**



Specify anticipated projection. (1½" min., 2" for 1-5/8" rods)  
Base: 1½" x 3"  
Recommended as a center support for ½" & ¾" solid French Rods. Recommended for use with arch top rods.

## Square Ceiling **E**

Ceiling brackets will be made to the minimum drop measured from the ceiling to the top of the rod. O.A.L. (overall length) is also indicated.



Base: 3" x 1½".  
½" rods drop = 1¼", O.A.L. = 2"  
¾" round rods drop = 1-3/8", O.A.L. = 2-3/8"  
¾" twist rods, drop = 1-5/8", O.A.L. = 2-7/8"  
1" rods, drop = 1-5/8", O.A.L. = 2-7/8"  
1-5/8" rods, drop = 2-1/8", O.A.L. = 4"

## Square Custom Ceiling **F**

Up to 6" drop



## Square Ceiling Stem **M**


3/8" round stem for lengthy drops over 6".



Specify drop measured from the ceiling to the top of the rod  
Note: If specified drop is less than the minimum, the rod will not drop into the bracket and must be inserted through the side.

## Square Pass Through **G**

Base swivels to allow installation in different positions.



Projection adjusts from 3" – 4".  
Base: 1½" x 3"  
**Not for ceiling installation. Not for use with French rods unless spliced.**

## Square Custom Pass Through **H**


Base swivels to allow installation in different positions.



Specify anticipated projection. (1½" min., 2" for 1-5/8" rods)  
Base: 1½" x 3½"  
**Not for ceiling installation. Not for use with French rods unless spliced.**

## Square Bypass **J**

For 1" & 1-5/8" rods only.  
Projection adjusts from 3" – 4".



## Square Bypass Custom **K**

Specify anticipated projection (1½" min., 2" for 1-5/8" rods)

Available for special applications. Recommended for large curved rods or excessive spans. For use with 1" & 1-5/8" rods only. Must use "C" rings. Call us to discuss your treatment.

## Square Double Bypass **P**



Bypass Assembly shown with Rod and Ring.



Double Bypass assembly shown with rods & rings.



## Square Bypass Ceiling **M**

For 1" & 1-5/8" rods only.  
2" Projection.  
1" rod, drop to top of rod: 1-5/8"  
1-5/8" rod, drop to top of rod: 2-1/8"



## Square Custom Ceiling Bypass **O**

Custom drop or projection (2" minimum)

# ROUND STYLE BRACKETS

Round Brackets offer versatile style for lightweight to medium weight treatments. Base: 2" diameter, good for limited installation spaces.

Order by Name  
Price by letter group **A-Z**

## Round **D**



Projection: 3½"  
Base: 2" round.

## Round Custom **E**



Specify projection up to 6".  
Base: 2" round.

## Low profile Socket **B**

*Provides a minimal look.*



For inside mounting.  
Specify left or right.  
When ordering, specify exact inside mount dimensions. We will make deductions.

## Round Adjustable **F**



Projection adjusts from 3" – 4¼" (3½" – 4¾" for 1-5/8" rods).  
Base: 2" round  
Recommended for use with bay rods, curved rods or returns.

## Round Custom Adjustable **G**



Specify projection.  
(2¼" min., 3½" for 1-5/8" rods)  
Base: 2" round.  
Range of adjustment is 1¼".

## Round Double **C**



Projection is 3" & 6".  
Base: 2" round

## Round Swivel **G**



Projection adjusts from 3" – 4".  
Base: 2" round  
Recommended as a center support for French Rods with round bases. Recommended for use with arch top rods.

## Round Custom Swivel **H**



Specify anticipated projection.  
(1½" min., 2" for 1-5/8" rods)  
Base: 2" round  
Recommended as a center support for French Rods with round bases. Recommended for use with arch top rods.

## Round Pass Through **C**



Projection adjusts from 3" – 4".  
Base: 2" round  
**Not for ceiling installation. Not for use with French rods unless spliced.**

## Round Custom Pass Through **H**



Specify anticipated projection.  
(1½" min., 2" for 1-5/8" rods)  
Base: 2" round

**Not for ceiling installation. Not for use with French rods unless spliced.**

## Round Ceiling **E**



Ceiling brackets will be made to the minimum drop measured from the ceiling to the top of the rod. O.A.L. (overall length) is also indicated.  
Base: 2" round.  
½" rods drop = 1¼", O.A.L. = 2"  
¾" round rods drop = 1-3/8", O.A.L. = 2-3/8"  
¾" twist rods, drop = 1-5/8", O.A.L. = 2-7/8"  
1" rods, drop = 1-5/8", O.A.L. = 2-7/8"  
1-5/8" rods, drop = 2-1/8", O.A.L. = 4"

## Custom Round Ceiling **F**

Up to 6" drop



**Round Ceiling Stem **M****  
3/8" round stem for lengthy drops over 6".



Specify drop measured from the ceiling to the top of the rod  
Note: If specified drop is less than the minimum, the rod will not drop into the bracket and must be inserted through the side.

## Round Bypass **J**

For 1" & 1-5/8" rods only. Must use "C" rings.  
Projection adjusts from 3" – 4".



**Round Custom Bypass **K****  
Specify anticipated projection  
(1½" min., 2" for 1-5/8" rods)

## Round Ceiling Bypass **M**

For 1" & 1-5/8" rods only.  
2" Projection.  
1" rod, drop to top of rod: 1-5/8"  
1-5/8" rod, drop to top of rod: 2-1/8"



**Round Custom Ceiling Bypass **O****  
Custom drop or projection  
(2" minimum)




# BLOCK STYLE BRACKETS

**Block Brackets** provide a minimal and modern look. A thin and sturdy design is ideal for use with heavier treatments. Block brackets are recommended for use with heavy panels or **ONAVERSE™** and **GROMMAVERSE™** traverse rods. Not available for square rods.


Order by Name  
Price by letter group **A - Z**

## Block Bracket **I**



Projection: 3½"  
Base for ½" rods: 1"x 2½"  
Base for ¾" rods: 1¼"x 2¾"  
Base for 1" & ¾" twist rods: 1½"x 3"  
Base for 1-5/8" Rods: 2¼"x 4½"


## Block Custom **J**



Projection: 6"; 6½" for 5/8" rods. Specify if other.  
Base for ½" rods: 1"x 2½"  
Base for ¾" rods: 1¼"x 2¾"  
Base for 1" & ¾" twist rods: 1½"x 3"  
Base for 1-5/8" rods: 2¼"x 4½"

## Block Center **L**


Use as a center support only.



Projection: 3½"  
Base for ½" rods: 2½" x 1"  
Base for ¾" rods: 2¾" x 1¼"  
Base for 1" & ¾" twist rods: 3" x 1½"  
Base for 1-5/8" Rods: 4½" x 2¼"


## Block Custom Center **J**

Use as a center support only.



Projection: 6"; 6½" for 5/8" rods. Specify if other.  
Base for ½" rods: 2½" x 1"  
Base for ¾" rods: 2¾" x 1¼"  
Base for 1" & ¾" twist rods: 3" x 1½"  
Base for 1-5/8" rods: 4½" x 2¼"


## Block Double **K**



Projection: 3" - 6" except 1-5/8" rods.  
Projection: 3½" - 6½" for 1-5/8" rods.  
Base for ½" rods: 1"x 2½"  
Base for ¾" rods: 1¼"x 2¾"  
Base for 1" & ¾" twist rods: 1½"x 3"  
Base for 1-5/8" rods: 2¼"x 4½"

## Block Double Center **K**

Use as a center support only.



Projection: 3" - 6" except 1-5/8" rods. Projection: 3½" - 6½" for 1-5/8" rods.  
Base for ½" rods: 2½" x 1"  
Base for ¾" rods: 2¾" x 1¼"  
Base for 1" & ¾" twist rods: 3" x 1½"  
Base for 1-5/8" rods: 4½" x 2¼"

## Square Socket **B**



Base: 1½" x 3"  
Specify left or right.  
When ordering, specify exact inside mount dimensions. We will make deductions.


## Low profile (LP) Socket **B**

Provides a minimal look.



For inside mounting.  
Specify left or right.  
When ordering, specify exact inside mount dimensions. We will make deductions.

## Block Ceiling **I**



Ceiling bracket will be made to the minimum drop measured from the ceiling to the top of the rod. O.A.L. (overall length) is also indicated below.  
½" rods drop = 1", O.A.L. = 2"  
¾" round drop = 1 ½", O.A.L. = 2 ½"  
¾" twist, drop = 1 ¼", O.A.L. = 2 ¾"  
1" rods, drop = 1 ¼", O.A.L. = 2 ¾"  
1-5/8" rods, drop = 1-5/8", O.A.L. = 3 ¾"

## Block Custom Ceiling **J**

Specify drop measured from the ceiling to the top of the rod. Note: If specified drop is less than the minimum, the rod may not drop into the bracket and must be inserted through the side.



### Block Bracket - Base Dimensions

Base for ½" round rods: 2½"W x 1"H  
Base for ¾" round rods: 2¾"W x 1¼"H  
Base for 1" round & ¾" twist rods: 3"W x 1½"H  
Base for 1-5/8" round rods 4½" x 2¼"H

*We have endless custom capabilities; call us if you need a bracket you don't see in our catalog.*

# Heavy Duty

**All Styles**  
For 1-5/8" Rods

Heavy Duty Brackets for Onaverse™ Rods, 1-5/8"  
Diameter Rods & Heavy Panels

Order by Name  
Price by letter group **A-Z**

## Heavy Duty **G**



For 1-5/8" rods only.  
Projection: 3½"  
Base: 1¼" x 4"  
1¼" wide x ¼" thick steel for heavy treatments.

## Heavy Duty Custom **I**



For 1-5/8" rods only.  
Projection: 6½"  
Base: 1¼" x 4"  
Specify projection if other than 6½".  
Specify Base height if other than 4".

## Heavy Duty Adjustable **I**



For 1-5/8" rods only.  
Projection: 3½" – 4 ¾"  
Base: 1¼" x 4"


## Heavy Duty Custom Adjustable **J**



For 1-5/8" rods only.  
Base: 1¼" x 4"  
Specify projection (3½" min).  
Range of adjustment is 1¼".

## Heavy Duty Center **F**

Use as a center support only.



For 1-5/8" rods only.  
Projection: 3½"  
Base: 3½" x 1½"  
*When using heavy panels or spanning very wide openings, we suggest using a Heavy Duty bracket instead of a Center bracket.*

## Heavy Duty Custom Center **J**

Use as a center support only.



For 1-5/8" rods only.  
Projection: 6½". Specify if other.  
Base: 3½" x 1½"  
*When using heavy panels or spanning very wide openings, we suggest using a Heavy Duty Custom bracket instead of a Center bracket.*

## Heavy Duty Center Adjustable **J**

Use as a center support only.



For 1-5/8" rods only.  
Projection: 3½" – 4 ¾"  
Base: 3½" x 1½"  
*When using heavy panels or spanning very wide openings, we suggest using a Heavy Duty Adjustable bracket instead of a Center bracket.*

## Heavy Duty Custom Center Adjustable **K**

Use as a center support only.



For 1-5/8" rods only.  
Base: 3½" x 1½"  
Specify projection (3½" min).  
Range of adjustment is 1¼".  
*When using heavy panels or spanning very wide openings, we suggest using a Heavy Duty Custom Adjustable bracket instead of a Center bracket.*

## Heavy Duty Double **K**



For 1-5/8" rods only.  
Projection: 3" & 6½"  
Base: 1¼" x 4"

## Heavy Duty Center Double **L**

Use as a center support only.



For 1-5/8" rods only.  
Projection: 3" & 6½"  
Base: 3½" x 1½"  
*When using heavy panels or spanning very wide openings, we suggest using a Heavy Duty Double bracket instead of a Center bracket.*

## Heavy Duty Staggered **L**



For 1-5/8" rods only.  
Projection: 3" & 6½"  
Base: 1¼" x 4"  
Under rod bracket is 3-3/8" below the over rod bracket.

## Square Socket **B**

Base: 1½" x 3"



## Low Profile Socket **B**



For inside mounting.  
Specify left or right. When ordering, specify exact inside mount dimensions. We will make deductions.


# Heavy Duty

**All Styles**  
For 1-5/8" Rods

Heavy Duty Brackets for Onaverse™ Rods, 1-5/8"  
Diameter Rods & Heavy Panels


Order by Name  
Price by letter group **A-Z**

## Square Heavy Duty **H**




For 1-5/8" rods only.  
Projection: 3½"  
Base: 1½" x 3"

## Square Heavy Duty Custom **J**



For 1-5/8" rods only.  
Projection: 6½". Specify if other.  
Base: 1½" x 3"

## Square Heavy Duty Adjustable **J**



For 1-5/8" rods only.  
Projection: 3½" – 4 ¾"  
Base: 1½" x 3"

## Square Heavy Duty Custom Adjustable **K**



For 1-5/8" rods only.  
Specify projection (3½" min).  
Range of adjustment is 1¼".  
Projection: 3½" – 4 ¾"  
Base: 1½" x 3"

## Square Heavy Duty Center **H**

Use as a center support only.



For 1-5/8" rods only.  
Projection: 3½"  
Base: 3" x 1½"  
*When using heavy panels or spanning very wide openings, we suggest using a Square Heavy Duty bracket instead of a Center bracket.*

## Square Heavy Duty Custom Center **J**

Use as a center support only.



For 1-5/8" rods only.  
Projection: 6½". Specify if other.  
Base: 3" x 1½"  
*When using heavy panels or spanning very wide openings, we suggest using a Square Heavy Duty Custom bracket instead of a Center bracket.*

## Square Heavy Duty Center Adjustable **J**

Use as a center support only.



For 1-5/8" rods only.  
Projection: 3½" – 4 ¾".  
Base: 3" x 1½".  
*When using heavy panels or spanning very wide openings, we suggest using a Square Heavy Duty Adjustable bracket instead of a Center bracket.*


## Square Heavy Duty Center Custom Adj. **K**

Use as a center support only.



For 1-5/8" rods only.  
Specify projection (3½" min).  
Range of adjustment is 1¼".  
Base: 3" x 1½"  
*When using heavy panels or spanning very wide openings, we suggest using a Square Heavy Duty Custom Adjustable bracket instead of a Center bracket.*

## Square Heavy Duty Double **L**



For 1-5/8" rods only.  
Projection: 3" & 6½"  
Base: 1½" x 3"

## Square Heavy Duty Center Double **L**

Use as a center support only.  
For 1-5/8" rods only.  
Projection: 3" & 6½"  
Base: 3" x 1½"



*When using heavy panels or spanning very wide openings, we suggest using a Square Heavy Duty Double bracket instead of a Center bracket.*

## Heavy Duty Bypass **J**

For 1" & 1-5/8" rods only.  
Projection adjusts from 3" – 4".



**Square Bypass Custom **K****  
Specify anticipated projection (1½" min., 2" for 1-5/8" rods)

Bypass Assembly shown with Rod and Ring.



Available for special applications. Recommended for large curved rods or excessive spans. For use with 1" & 1-5/8" rods only. Must use "C" rings. Call us to discuss your treatment.

## Heavy Duty Double Bypass **P**



Double Bypass assembly shown with rods & rings.




# Heavy Duty

**All Styles**  
**For 1-5/8" Rods**  
*Continued*

**Heavy Duty Brackets for Onaverse™ Rods, 1-5/8"**  
 Diameter Rods & Heavy Panels


**Order by Name**  
**Price by letter group **A-Z****

## Deco Heavy Duty **H**



For 1-5/8" rods only.  
 Projection: 3½"  
 Base: 1½" x 3½"

## Deco Heavy Duty Custom **J**



For 1-5/8" rods only.  
 Projection: 6½". Specify if other.  
 Base: 1½" x 3½"

## Deco Heavy Duty Adjustable **J**



For 1-5/8" rods only.  
 Projection: 3½" – 4 ¾"  
 Base: 1½" x 3½"

## Deco Heavy Duty Custom Adj. **K**



For 1-5/8" rods only.  
 Specify projection (3½" min).  
 Range of adjustment is 1¼".

## Deco Heavy Duty Center **H**

Use as a center support only.



For 1-5/8" rods only.  
 Projection: 3½"  
 Base: 3½" x 1½"

*When using heavy panels or spanning very wide openings, we suggest using a Deco Heavy Duty bracket instead of a Center bracket.*

## Deco Heavy Duty Custom Center **J**

Use as a center support only.



For 1-5/8" rods only.  
 Projection: 6½". Specify if other.  
 Base: 3½" x 1½"

*When using heavy panels or spanning very wide openings, we suggest using a Deco Heavy Duty Custom bracket instead of a Center bracket.*

## Deco Heavy Duty Center Adjustable **J**

Use as a center support only.



For 1-5/8" rods only.  
 Projection: 3½" – 4 ¾"  
 Base: 3½" x 1½"

*When using heavy panels or spanning very wide openings, we suggest using a Deco Heavy Duty Adjustable bracket instead of a Center bracket.*


## Deco Heavy Duty Center Custom Adj. **K**

Use as a center support only.



For 1-5/8" rods only.  
 Specify projection (3½" min).  
 Range of adjustment is 1¼".  
*When using heavy panels or spanning very wide openings, we suggest using a Deco Heavy Duty Custom Adjustable bracket instead of a Center bracket.*

## Deco Heavy Duty Double **L**



For 1-5/8" rods only.  
 Projection: 3" & 6½"  
 Base: 1½" x 3½"

## Deco Heavy Duty Center Double **L**

Use as a center support only.



For 1-5/8" rods only.  
 Projection: 3" & 6½". Base: 3½" x 1½".  
*When using heavy panels or spanning very wide openings, we suggest using a Deco Heavy Duty Double bracket instead of a Center bracket.*

## Deco Socket **B**



Base: 1½" x 3½"  
 Specify left or right.  
 When ordering, specify exact inside mount dimensions. We will make deductions.

## Low profile (LP) Socket **B**

*Provides a minimal look.*



For inside mounting.  
 Specify left or right.  
 When ordering, specify exact inside mount dimensions. We will make deductions.

# Café Brackets

**Café Brackets** for ½" rods  
Smaller, more delicate brackets for café panels, small tapestries, and doors.

Order by Name  
Price by letter group **A-Z**

## Café **A**

For ½" rods only.



Projection is 1½"  
Base: ½" x 2"  
Optional screw on rosette available to replace set screw.  
**For lightweight treatments only.**

## Café Custom **C**

For ½" rods only.



Specify projection  
Base: ½" x 2"  
Optional screw on rosette available to replace set screw.  
**For lightweight treatments only.**

## Café Center **C**

For ½" rods only.



Projection is 1½"  
Base: 2" x ½"  
Optional screw on rosette available to replace set screw.  
Use as a center support only.  
**For lightweight treatments only.**

## Café Custom Center **D**

For ½" rods only.



Specify projection  
Base: 2" x ½"  
Optional screw on rosette available to replace set screw.  
Use as a center support only.  
**For lightweight treatments only.**

## \*Café Tapestry **B**

For ½" rods only.



¼" clearance to back of rod.  
Base: ½" x 2".  
*\*See hooks that may also be used for tapestry applications.*

Optional screw on rosette available to replace set screw.  
**Note: Some finials & rings may require more clearance. Please call if unsure.**

## Block Café **I**



Projection is 1-1/4" (the minimum)  
Base: 1" x 2½"

## Block Café Ceiling **I**



Drop is measured from the ceiling to the top of the rod. O.A.L. (overall length) is also indicated below.  
½" rods drop = 1", O.A.L. = 2"

## Sash **D**

For ½" round rods only.



Shown with Pinned Baby Pineapple Finial / Finish: Sepia



Great for use on doors.  
Comes with a 1" screw.  
Baseplate is 1-1/8" diameter.  
Projection is 1" to clear 1" rings or rod pocket treatments.

## Sash Custom **E**

For ½" round rods only.



Specify projection between ½" and 2-1/2".  
Minimum projection 1".  
Not recommended for projections over 2-1/2".

## Screw on Rosette



*Maiden shown*

A decorative screw on rosette can be ordered to replace set screw on face of Café & Tapestry style brackets. Price rosette in addition to bracket. Specify rosette style.

## Low profile Socket **B**

*Provides a minimal look.*



For inside mounting.  
Baseplate is 1-1/8" diameter.  
Specify left or right.  
When ordering, specify exact inside mount dimensions. We will make deductions.

## Slip Socket **B**

For ½" round rods only. For inside mounting. *Provides a sleek look.*



*Assembly shown. Finish: Polished Nickel*



When ordering, specify exact inside mount dimensions. We will make deductions.

# WOOD POLE BRACKETS

Available for: 1-3/8", 2", 2¼" & 3" diameter wood poles, specify when ordering.

Order by Name  
Price by letter group **A - Z**

## Wood Pole **J**



Specify Projection.  
Base: 1" x 4"

## Wood Pole Adjustable **K**



Specify anticipated projection.  
Bracket will be made +/- to adjust.  
Range of adjustment is 1¼".  
Base: 1" x 4"

## Wood Pole Center **J**

Use as a center support only.



Top of bracket is flush with top of base.  
Specify Projection.  
Base: 3½" x 1½"

## Wood Pole Center Adjustable **K**

Use as a center support only.



Specify anticipated projection.  
Bracket will be made +/- to adjust.  
Range of adjustment is 1¼".  
Base: 3½" x 1½"

## Wood Pole Double **L**



Specify Projections.  
Base: 1" x 4"


## Wood Pole Double Center **K**

Use as a center support only.



Specify projections.  
Base: 3" x 1½"

## Deco Wood Pole **J**



Specify Projection.  
Base: 1½" x 3½"

## Deco Wood Pole Braced **K**



Recommended for heavier treatments and projections over 6".  
Specify Projection.  
Base: 1½" x 3½"


## Deco Wood Pole Center **J**

Use as a center support only.



Specify Projection.  
Base: 3½" x 1½"

## Deco Wood Pole Adjustable **K**



Specify projection to rod center.  
Bracket will be made +/- to adjust. Range of adjustment is approximately 1¼".  
Base: 1½" x 3½"

## Deco Wood Pole Adjustable Center **K**

Use as a center support only.



Specify projection to rod center.  
Bracket will be made +/- to adjust. Range of adjustment is approximately 1¼".  
Base: 3½" x 1½"

## Deco Wood Pole Double **L**



Specify projections.  
Base: 1½" x 3½"

## Low profile Wood Pole Socket **J**



For inside mounting.  
Specify left or right.

# WOOD POLE

## BRACKETS

Continued

Available for: 1-3/8", 2", 2¼" & 3" diameter wood poles, specify when ordering.

Order by Name  
Price by letter group **A - Z**

### Deco Double Wood Pole Center **L**

Use as a center support only.



Specify Projections.  
Base: 3½" x 1½"

### Square Wood Pole **J**



Specify Projection.  
Base: 1½" x 3"

### Square Wood Pole Braced **K**



Recommended for heavier treatments and projections over 6".  
Specify Projection.  
Base: 1½" x 3"

### Square Wood Pole Adjustable **K**



Specify projection to rod center. Bracket will be made +/- to adjust. Range of adjustment is approximately 1¼".  
Base: 1½" x 3"

### Square Wood Pole Center **J**

Use as a center support only.



Specify Projection.  
Base: 3" x 1½"

### Square Wood Pole Adj. Center **K**

Use as a center support only.



Specify projection to rod center. Bracket will be made +/- to adjust. Range of adjustment is approximately 1¼".  
Base: 3" x 1½"

### Square Wood Pole Double **L**



Specify projections.  
Base: 1½" x 3"

### Square Double Wood Pole Center **L**

Use as a center support only.



Specify Projection.  
Base: 3" x 1½"

### Round Wood Pole **J**



Specify Projection.  
Base: 2" round

### Round Wood Pole Adjustable **K**



Specify projection to rod center. Bracket will be made +/- to adjust. Range of adjustment is approximately 1¼". Base: 2" round.

### Round Wood Pole Double **L**



Specify Projections.  
Base: 2" round.

### Round Wood Pole Ceiling **M**



Deco and Square base available upon request. Specify the required drop as measured from the ceiling to the top of the rod. Note: Minimum drop must be 3/8" over rod diameter otherwise the rod will not drop into the bracket and must be inserted through the side.

# HOLDBACKS & SWAG HOLDERS

Rosettes are not included and are priced separately. Order by name. Price by letter group **A – Z**

## Post Mount **B+Rosette**

Rosette and mount priced separately. Specify Rosette style. Base: 2" round. Provides a sturdy installation. Projection adjusts from 3" – 5". Custom projection available.

Rosette: *Sun* / Finish: *Henna*



## Mini Mount **B+Rosette**

Rosette and mount priced separately. Specify Rosette style. Base: 1-1/8" round. For petite applications. Not recommended for Rosettes over 3" diameter. Projection: 2". Custom projection available.

Rosette: *Jillian* / Finish: *Brushed Nickel*



## Wrap Around Mount **B+Rosette**

Rosette and mount priced separately. Specify Rosette style. Arm is 5" W x 5" L. Custom dimensions available.

Rosette: *Fila* / Finish: *Brushed Nickel*



## Wrap Around Mount **B+Finial**

Finial and mount priced separately. Specify Finial style. Arm is 5" W x 5" L. Custom dimensions available.

Finial: *Seville* / Finish: *Brushed Nickel*



## Mini Ball Wrap Around **H**

Arm is 5" W x 5" L. Includes Mini Ball finial, 1" diameter. Custom dimensions available.

Finish: *Gilded Silver*



## Mini Cylinder Wrap Around **H**

Arm is 5" W x 5" L. Includes Mini Cylinder finial, 3/4" W x 1" L. Custom dimensions available.

Finish: *Gilded Silver*



## Mini Cube Wrap Around **H**

Arm is 5" W x 5" L. Includes Mini Cube finial, 3/4" W x 3/4" L. Custom dimensions available.

Finish: *Gilded Silver*



## Hammered End Wrap Around **D**

Arm is 5" W x 5" L. End is hammered. Custom dimensions available.

Finish: *Pewter*



## Swing Loop **I**

Loop is 7" wide. Length is 14". End is hammered.

Finish: *Brushed Nickel*



## Spike Holdback **C**

Spike has 3 1/2" projection. Base: 2" round.

Finish: *Aged Iron*



## Spike Screw Holdback **C**

Spike has 3 1/2" projection. Specify screw length if other than 1 1/2". If you plan to install directly into drywall, the **Spike Holdback** with 2" round Base: recommended.

Finish: *Burnished Bronze*



## Large Rings **A**

OD 4", 4 1/2", 5", 5 1/2", 6". Rings are 1/2" thick (subtract 1" from OD to determine ID). Can be used on rods for swags. Specify ring size. All sizes are same price group per ring.

Finish: *Aged Iron*



## Flat Ring Swag Holder **H**

Ring is 4" OD x 3" ID. Base: 2" round. Projection adjusts from 3" – 5".

Finish: *Brushed Nickel*



## Ring Swag Holder **E**

Can be ceiling mounted. Ring is 4" OD x 3" ID. Base: 2" round. Length of stem is 1 1/2".

Finish: *Burnished Bronze*



## Flat Square Swag Holder **J**

OD Measures 5" x 3 1/2". Base: 2" round. Projection adjusts from 3" – 5".

Finish: *Pewter*



## Square Swag Holder **I**

Can be ceiling mounted. OD measures 5" x 3 1/2". Base: 2" round. Length of stem is 1 1/2".

Finish: *Antique Brass*



## Ring Swag Holder with Rosette **F**

Rosette & swag holder priced separately. Specify Rosette style.

Rosette: *Celestial*  
Finish: *Versailles*



## Heart Swag Holder **F**

Ceiling Mount. 5" drop x 4" wide. Includes wood and toggle screws.

Finish: *Havannah*



## Double Swag Holder **C**

Twin hooks at 45 degrees give lots of options for swags. 4 3/4" tall x 4 1/2". Base: 2" wide. Hook ID is 1 3/4".

Finish: *Brushed Nickel*



## Welded Screw or Tab **A**


Specify screw length if other than 1 1/2". Tab is 1/2" wide x 1 1/2" long. Specify Rosette / Finial style. If you plan to install directly into drywall, a post mount is recommended.





# HOOKS & PEGS

Order by name. Price by letter group **A – Z**

<p><b>Large Hook <b>F</b></b></p> <p>Hammered end. Use with corded tassels. Use with large rings for Swags. Hook is 3" x 3", Base: 3¼". Finish: <i>Pewter</i></p> 	<p><b>Decor Hook <b>B</b></b></p> <p>Wall or ceiling mount. (Can also be used to bracket 1" round rods for tapestries.) Hook is 2½" long x 2" wide. Base: 1-1/8" diameter. Finish: <i>Nutmeg</i></p> 	<p><b>Orial Hook <b>F</b></b></p> <p>Wall or ceiling mount. (Can also be used to bracket 1" round rods for tapestries.) Hook is 2½" long x 2" wide. Base: 2½" diameter. Finish: <i>Heirloom</i></p> 	<p><b>Petite Hook <b>A</b></b></p> <p>Use with corded tassels. (Can also be used to bracket ½" round rods for tapestries.) Hook is ½" x 1¾" Base: 1-1/8". Finish: <i>Antique Brass</i></p> 
<p><b>Forged Hook <b>C</b></b></p> <p>Use with corded tassels. (Can also be used to bracket ¾" round rods for tapestries.) Hook is 2" x 4", Base: 2". Finish: <i>Sepia</i></p> 	<p><b>Vogue Hook <b>E</b></b></p> <p>Hook is 1½" x 5", Base: 2". Finish: <i>Natural Iron</i></p> 	<p><b>Twist Hook <b>C</b></b></p> <p>Hook is 1½" x 5", Base: 2". Finish: <i>Henna</i></p> 	<p><b>Wall Hook <b>A</b></b></p> <p>Use with corded tassels. (Can also be used to bracket ¾" round rods for tapestries.) Hook is 2" x 4½" x ¼" thick. Finish: <i>Pewter</i></p> 
<p><b>Screw Hook <b>B</b></b></p> <p>Use with corded tassels. (Can also be used to bracket ¾" round rods for tapestries.) Hook is 2" x 3½" x ¼" thick. Finish: <i>Aged Iron</i></p> 	<p><b>NEW! Spiral Hook <b>C</b></b></p> <p>Use with corded tassels. (Can also be used to bracket ¾" round rods for tapestries.) Hook is 2" x 4¼" x ¼" thick. Finish: <i>Natural Iron</i></p> 	<p><b>Round Peg <b>F</b></b></p> <p>1¼" diameter. 2" wood screw attached. Finish: <i>Espresso</i></p> 	<p><b>Square Peg <b>F</b></b></p> <p>1¼" diameter. 2" wood screw attached. Finish: <i>Antique</i></p> 
<p><b>Songbird Peg <b>F</b></b></p> <p>Screw along top of wood rods, cornice boards etc... 3-5/8" wide x 2" tall. 1" wood screw attached. Finish: <i>Gilt</i></p> 	<p><b>Diamond Peg <b>A</b></b></p> <p>1" x 1" (<i>petite size</i>). 2" wood screw attached. Finish: <i>Havannah</i></p> 	<p><b>Nail Peg <b>A</b></b></p> <p>1-1/8" diameter (<i>petite size</i>). 1½" wood screw attached. Finish: <i>Henna</i></p> 	<p><b>Ball Peg <b>A</b></b></p> <p>¾" diameter (<i>petite size</i>). 1½" wood screw attached. Finish: <i>Pewter</i></p> 

# ROSETTES

Rosettes do not include mounts. Mounting options are priced separately.

Order by name. Price by letter group **A - Z**

## Mounts for Holdbacks and Centerpieces

### Post Mount **B+Rosette**

Rosette and mount priced separately. Specify Rosette style. Base: 2" round. Provides a sturdy installation.

Projection adjusts from 3" – 5".  
Custom projection available.

Rosette: *Sun* / Finish: *Henna*



### Mini Mount **B+Rosette**

Rosette and mount priced separately. Specify Rosette style. Base: 1-1/8" round. For petite applications. Not recommended for Rosettes over 3" diameter. Projection: 2".

Custom projection available.

Rosette: *Jillian* / Finish: *Brushed Nickel*



### Wrap Around Mount **B+Rosette**

Rosette and mount priced separately. Specify Rosette style. Arm is 5" W x 5" L.

Custom dimensions available.

Finial: *Fila* / Finish: *Brushed Nickel*



### Annette (4 1/4" x 4 1/4") **D**

Finish: *Henna*



### Bayard (4" x 6 1/4") **C**

Finish: *Nutmeg*



### Biana (4 1/2" x 4 1/2") **C**

Finish: *Hammered Steel*



### Bingham (4" x 4") **B**

Finish: *Antique*



### **NEW!** Blair (2 1/4" x 3 1/4") **C**

Finish: *Sepia*



### Bloom (3" x 3") **C**

Finish: *Brushed Nickel*



### Bria (5" x 3") **B**

Finish: *Mineral*



### Brighton (2 3/4" x 3 1/4") **C**

Finish: *Antique Brass*



### Bristol (5 1/2" x 5 1/2") **E**

Finish: *Brushed Nickel*



### Celeste (4" x 4") **D**

Finish: *Bronze*



### Celestial (2 1/2" x 6") **C**

Finish: *Sable*



### Champlain (4 1/2" x 4 1/2") **C**

Finish: *Gilt*



# ROSETTES

Rosettes do not include mounts. Mounting options are priced separately.

Order by name. Price by letter group **A - Z**

<p><b>Classico (3" x 5")</b> <b>C</b> Finish: <i>Ash</i></p> 	<p><b>Coiled Rope (4½" x 4½")</b> <b>D</b> Finish: <i>Havannah</i></p> 	<p><b>Coyne (1½" x 1½")</b> <b>B</b> Finish: <i>Hammered Steel</i></p> 	<p><b>Crescent (4" x 3½")</b> <b>E</b> Finish: <i>Brushed Nickel</i></p> 
<p><b>Crest (3¼" x 5¼")</b> <b>C</b> Finish: <i>Heirloom</i></p> 	<p><b>Delray (7" x 7")</b> <b>E</b> Finish: <i>Antique Brass</i></p> 	<p><b>Details (4½" x 4½")</b> <b>D</b> Finish: <i>Ash</i></p> 	<p><b>Disc (3")</b> <b>E</b> <b>Disc (4")</b> <b>F</b> Finish: <i>Brass</i></p> 
<p><b>Dome (2")</b> <b>A</b> <b>Dome (3")</b> <b>B</b> <b>Dome (4")</b> <b>C</b> Finish: <i>Brushed Nickel</i></p> 	<p><b>Elegant (4¾" x 4¾")</b> <b>C</b> Finish: <i>Hammered Steel</i></p> 	<p><b>Elle (5" x 4")</b> <b>D</b> Finish: <i>Gold Dust</i></p> 	<p><b>Enchante Large (4½" x 4½")</b> <b>C</b> Finish: <i>Versailles</i></p> 
<p><b>Enchante Small (3" x 3")</b> <b>B</b> Finish: <i>Pewter</i></p> 	<p><b>Fila (3½" x 3½")</b> <b>B</b> Finish: <i>Bushed Nickel</i></p> 	<p><b>Fleur (3¼" x 4")</b> <b>B</b> Finish: <i>Champagne</i></p> 	<p><b>Fleur-de-lis (3" x 4")</b> <b>B</b> Finish: <i>Gold Blush</i></p> 
<p><b>Flora (3¾" x 3¾")</b> <b>D</b> Finish: <i>Nutmeg</i></p> 	<p><b>Fluted (3½" x 3½")</b> <b>D</b> Finish: <i>Pewter</i></p> 	<p><b>Forget-me not (1¾" x 1¾")</b> <b>A</b> Finish: <i>Moss</i></p> 	<p><b>Geranium (4" x 4")</b> <b>B</b> Finish: <i>Havannah</i></p> 

# ROSETTES

Rosettes do not include mounts. Mounting options are priced separately.

Order by name. Price by letter group **A - Z**

<p><b>Greco</b> (4½" x 2¼") <b>B</b> Finish: <i>Heirloom</i></p> 	<p><b>Hera</b> (3¼" x 3¼") <b>C</b> Finish: <i>Versailles</i></p> 	<p><b>Hollow Leaf</b> (7½" x 3") <b>C</b> Finish: <i>Nutmeg</i></p> 	<p><b>Honcho</b> (2" x 3¼") <b>A</b> Finish: <i>Espresso</i></p> 
<p><b>Impression</b> (3" x 3") <b>D</b> Finish: <i>Natural Iron</i></p> 	<p><b>Jillian</b> (2" x 2") <b>A</b> Finish: <i>Natural Iron</i></p> 	<p><b>Jolie</b> (4" x 4") <b>C</b> Finish: <i>Hammered Steel</i></p> 	<p><b>Kendal</b> (4¾" x 4¾") <b>C</b> Finish: <i>Pearl</i></p> 
<p><b>Lotta</b> (3¼" x 3¼") <b>B</b> Finish: <i>Leather</i></p> 	<p><b>Maiden</b> (1" x 1") <b>A</b> <i>(petite size)</i> Finish: <i>Gilt</i></p> 	<p><b>Mantle Leaf</b> (4½" x 6") <b>C</b> Finish: <i>Havannah</i></p> 	<p><b>Maple Small</b> (2" x 2") <b>A</b> <b>Maple Large</b> (4" x 4") <b>A</b> Finish: <i>Antique</i></p> 
<p><b>Marguerite</b> (2" x 2") <b>A</b> Finish: <i>Henna</i></p> 	<p><b>Mayan</b> (2" x 2") <b>A</b> Finish: <i>Champagne</i></p> 	<p><b>Maze</b> (3" x 3") <b>C</b> Finish: <i>Aged Iron</i></p> 	<p><b>Medallion</b> (2½" x 2½") <b>A</b> Finish: <i>Pewter</i></p> 
<p><b>Mia</b> (3" x 3") <b>B</b> Finish: <i>Pearl</i></p> 	<p><b>Minjonet</b> (2¼" x 2¼") <b>A</b> Finish: <i>French Blue</i></p> 	<p><b>Mirabel</b> (2" x 2") <b>A</b> Finish: <i>Gilt</i></p> 	<p><b>Monet</b> (1½" x 1½") <b>A</b> Finish: <i>Hammered Steel</i></p> 

# ROSETTES

Rosettes do not include mounts. Mounting options are priced separately.

Order by name. Price by letter group **A - Z**

<p><b>Naeva (4" x 6½")</b> <b>C</b> Finish: <i>Beijing</i></p> 	<p><b>Nikita (1¼" x 1¼")</b> <b>A</b> (Petite Size) Finish: <i>Hammered Silver</i></p> 	<p><b>North Star (4" x 7")</b> <b>C</b> Finish: <i>Ash</i></p> 	<p><b>Odetta (3½" x 3½")</b> <b>B</b> Finish: <i>Brushed Nickel</i></p> 
<p><b>Palladian (4½" x 10¾")</b> <b>E</b> Finish: <i>Pewter</i></p> 	<p><b>Petals (3½" x 3½")</b> <b>B</b> Finish: <i>Black</i></p> 	<p><b>Petone Small (4¼" x 4¼")</b> <b>D</b> <b>Petone Large (6" x 6")</b> <b>E</b> Finish: <i>Leather</i></p> 	<p><b>Petunia (2½" x 2½")</b> <b>A</b> Finish: <i>Antique Brass</i></p> 
<p><b>Pleasance (4" x 7")</b> <b>D</b> Finish: <i>Sable</i></p> 	<p><b>Quarto (3½" x 3½")</b> <b>D</b> Finish: <i>Beijing</i></p> 	<p><b>Richmond (8¾" x 8¾")</b> <b>I</b> (Big Size!) Finish: <i>Champagne</i></p> 	<p><b>Ripple (2½" x 2½")</b> <b>A</b> Finish: <i>Chalet</i></p> 
<p><b>Rochester Large (3¾" x 3¾")</b> <b>D</b> <b>Rochester Small (2¼" x 2¼")</b> <b>C</b> Finish: <i>Sepia</i></p> 	<p><b>Rose (2¼" x 2¼")</b> <b>A</b> Finish: <i>Pearl</i></p> 	<p><b>Royce (7" x 7")</b> <b>G</b> Finish: <i>Sepia</i></p> 	<p><b>Rustica (3¾" x 3¾")</b> <b>E</b> Finish: <i>Black</i></p> 
<p><b>Scalloped (4" x 4")</b> <b>D</b> Finish: <i>Henna</i></p> 	<p><b>Shasta (3½" x 3½")</b> <b>B</b> Finish: <i>Aged Iron</i></p> 	<p><b>Shooting Star (4" x 4")</b> <b>A</b> Finish: <i>Black</i></p> 	<p><b>Snowflake (6½" x 6½")</b> <b>D</b> Finish: <i>Gold Blush</i></p> 

# ROSETTES

Rosettes do not include mounts. Mounting options are priced separately.

Order by name. Price by letter group **A - Z**

<p><b>Soleil (3½" x 3½")</b> <b>C</b> Finish: <i>Burnished Bronze</i></p> 	<p><b>Square Small (2½" x 2½")</b> <b>B</b> <b>Square Large (3½" x 3½")</b> <b>C</b> Finish: <i>Hammered Steel</i></p> 	<p><b>Starburst (3" x 3")</b> <b>B</b> Finish: <i>French Blue</i></p> 	<p><b>Sun (3" x 3")</b> <b>A</b> Finish: <i>Black</i></p> 
<p><b>Sun Flower (4" x 4")</b> <b>B</b> Finish: <i>Antique</i></p> 	<p><b>Superstar Small (3" x 3")</b> <b>A</b> <b>Superstar Large (4" x 4")</b> <b>B</b> Finish: <i>Black</i></p> 	<p><b>Traditional (4" x 6")</b> <b>B</b> Finish: <i>Antique</i></p> 	<p><b>Verbena (3¼" x 3¼")</b> <b>B</b> Finish: <i>Moss</i></p> 
<p><b>Villa Small (3" x 3")</b> <b>B</b> <b>Villa Large (3½" x 3½")</b> <b>C</b> Finish: <i>Hammered Silver</i></p> 	<p><b>Vision (3" x 3")</b> <b>C</b> Finish: <i>Aged Iron</i></p> 	<p><b>Wallingford (6½" x 7½")</b> <b>F</b> Finish: <i>Henna</i></p> 	<p><b>Warrington (3¾" x 5½")</b> <b>C</b> Finish: <i>Antique Brass</i></p> 
<p><b>Wave (4½" x 4½")</b> <b>D</b> Finish: <i>Black</i></p> 	<p><b>Westchester (4¼" x 4¼")</b> <b>C</b> Finish: <i>Heirloom</i></p> 	<p><b>Western Star (5" x 5")</b> <b>C</b> Finish: <i>Burnished Bronze</i></p> 	<p><b>Windsor (5¼" x 5¼")</b> <b>D</b> Finish: <i>Ash</i></p> 

# NOVELTY ROSETTES

Rosettes do not include mounts. Mounting options are priced separately.

Order by name. Price by letter group **A - Z**

<p><b>Anchor</b> (3½" x 5") <b>C</b> Finish: <i>French Blue</i></p> 	<p><b>Apple</b> (2½" x 3½") <b>A</b> <i>Orientation as shown</i> Finish: <i>Beijing</i></p> 	<p><b>Aztec</b> (4½" x 4½") <b>C</b> Finish: <i>Natural Iron</i></p> 	<p><b>Bear</b> (5½" x 4½") <b>F</b> Finish: <i>Burnished Bronze</i></p> 
<p><b>Butterfly</b> (5" x 4") <b>C</b> Finish: <i>Pewter</i></p> 	<p><b>Chardonnay</b> (2¼" x 4½") <b>B</b> Finish: <i>Burgundy</i></p> 	<p><b>Crab</b> (5½" x 5½") <b>D</b> Finish: <i>Black</i></p> 	<p><b>Deer</b> (5¾" x 5¾") <b>F</b> Finish: <i>Nutmeg</i></p> 
<p><b>Dragon Fly</b> (5½" x 4") <b>C</b> Finish: <i>Versailles</i></p> 	<p><b>Duck</b> (6¼" x 5¼") <b>F</b> Finish: <i>Antique</i></p> 	<p><b>Elk</b> (5¾" x 5¾") <b>F</b> Finish: <i>Sepia</i></p> 	<p><b>Frog</b> (4" x 4") <b>C</b> Finish: <i>Gold Dust</i></p> 
<p><b>Horse Shoe</b> (5" x 5") <b>C</b> Finish: <i>Black</i></p> 	<p><b>Moose</b> (5¾" x 5¾") <b>F</b> Finish: <i>Moss</i></p> 	<p><b>Palm Tree</b> (4¼" x 5½") <b>B</b> <i>Orientation as shown</i> Finish: <i>Antique Brass</i></p> 	<p><b>Pear</b> (2" x 3¼") <b>A</b> <i>Orientation as shown</i> Finish: <i>Gold</i></p> 
<p><b>Pony Shoe</b> (3¼" x 3¼") <b>C</b> Finish: <i>Havannah</i></p> 	<p><b>Rooster</b> (4½" x 5") <b>C</b> <i>Orientation as shown</i> Finish: <i>Espresso</i></p> 	<p><b>Sea Horse</b> (2½" x 6") <b>C</b> <i>Orientation as shown</i> Finish: <i>Pewter</i></p> 	<p><b>Turtle</b> (3¼" x 5") <b>D</b> Finish: <i>Moss</i></p> 

# CENTERPIECES

Centerpieces do not include mounts. Mounting options are priced separately. Post Mounts are recommended for most applications.

Order by name. Price by letter group **A - Z**

**Acorn Motif Center** (12" x 4½")

Finish: *Sepia*



**Grape Motif Center** (13¾" x 5¼")

Finish: *Henna*



**Acorn Motif Left**

(4" x 7")

Finish: *Sepia*



**Acorn Motif Right**

(4" x 7")

Finish: *Sepia*



**Grape Motif Left**

(5¼" x 7½")

Finish: *Henna*



**Grape Motif Right**

(5¼" x 7½")

Finish: *Henna*



**Rose Motif Center** (13" x 5¼")

Finish: *Beijing*



**Classic Motif Center** (13½" x 7")

Finish: *Versailles*



**Rose Motif Left**

(4" x 8")

Finish: *Beijing*



**Rose Motif Right**

(4" x 8")

Finish: *Beijing*



**Classic Motif Left**

(4" x 8")

Finish: *Versailles*



**Classic Motif Right**

(4" x 8")

Finish: *Versailles*









# SAMPLES

## FINISH SAMPLES

Finish Sample sets are available for purchase. We will send up to three individual finish samples at no charge upon request. Additional individual finish samples may be subject to charge.

Full Finish Set Includes all finishes.	Standard Finish Set	Premium Finish Set	Super Premium Finish Set (Plated finishes)
			

## CUSTOM FINISHING

We can custom match or create almost any custom finish to your specifications. A custom matching and finishing charge will apply. This service will include a strike off for your approval.

## ROD CUTTINGS

We will send one random length rod cutting up to 6" at no charge upon request. Additional rod cuttings may be subject to charge.

## SHOWROOM SAMPLES

Order any of our hardware for display in your showroom at a discount. All showroom sample orders require prior approval to receive additional discounting. Please call to discuss your needs.

## SAMPLE BOARDS

Increase your sales with our custom sample display boards. Five board display (*shown below*) measures 26" wide by 30" tall and features our more popular styles and finishes. Wall mount rack is included. Custom displays made to your specifications are available upon request and subject to additional charges.



*(Actual items displayed may vary from picture)*

**WARRANTY** - Ona Drapery Hardware manufactured goods are warranted free from defects in material and workmanship for five years from date of shipment. Motor kit is warranted free from defects in material and workmanship for three years from date of shipment. This warranty does not apply to wear resulting from normal usage, damage from mishandling, abuse, or exposure due to climatic conditions over which it has no control. This warranty does not cover removal or reinstallation costs.

**RETURNS** - All custom iron drapery hardware including rods made to your specifications are non-returnable. Ona Acrylic and ArtGlass components are custom made per order and are non-returnable. Premium and Super Premium finishes are non-returnable. Standard components, including rings, finials and brackets may be returned and are subject to a 25% restocking fee. No returns will be accepted after 45 days from shipment. All returns require prior approval.

**INSTALLATION** - Professional installation into studs or wood backing is recommended. Mounting hardware is included but may not be appropriate for every installation. Touch up paint is included to match the screw heads if alternate mounting hardware is required. The selection, use, and procurement of proper mounting hardware lies solely with the installer. Ona Drapery Hardware Company will not be held liable for damages or injury resulting from improperly installed or inadequately supported hardware.



ONA DRAPERY HARDWARE COMPANY INC.

5320 Arapahoe Ave., Boulder, Co. 80303

1-800-231-4025 / FAX 1-888-231-4026

www.onadrapery.com

PRESORTED  
FIRST-CLASS MAIL  
U.S. POSTAGE  
PAID  
DENVER, CO  
PERMIT NO.2378



*Please visit us*  
[www.onadrapery.com](http://www.onadrapery.com)



ONA DRAPERY HARDWARE



Copyright © 2019 Ona Drapery Hardware Company, Inc. All rights reserved. Printed in the United States of America.